

S I G N A T U R E

C O L L E C T I O N



SIGNATURE
COLLECTION

RAK Ceramics presents Signature Collection, its latest selection of luxury, stylish and high end products, providing you with unlimited solutions for your design requirements. A boutique ready-made collection always available. Signature Collection captures the essence of quality and showcases the production capabilities of RAK Ceramics, with luxury concepts developed in a huge range of sizes, finishes, colours, effects and thicknesses to suit every taste.

Developed using precious materials and offering premium performance with contemporary style, Signature Collection is designed to meet the latest architecture and interior design needs.

RAK Ceramics presenta Signature Collection, la piu' aggiornata e sofisticata selezione di prodotti pensata per fornire infinite soluzioni ad ogni vostra esigenza di progettazione. Una piccola boutique di collezioni complete e sempre disponibili. Signature Collection rappresenta la massima espressione della capacita' produttiva e degli standard qualitativi di RAK Ceramics ed offre una ampia gamma di progetti lussuosi e ricercati, una infinita scelta di formati, colori, finiture e spessori in grado di incontrare ogni richiesta.

Sviluppata con materiali preziosi e performance di alto livello, Signature Collection e' la soluzione ideale per architetti ed interior designers.

RAK Ceramics présente Signature Collection, la sélection de produits la plus récente et la plus prestigieuse, prévue pour fournir une infinité de solutions pour chacune de vos exigences de planning. Une petite boutique de collections complètes et toujours disponibles. Signature Collection représente l'expression maximale de la capacité de production et des standards qualitatifs de RAK Ceramics, et offre une vaste gamme de projets luxueux et recherchés, un choix infini de formats, de couleurs, de finitions et d'épaisseurs, à même de répondre à toute demande.

Développée avec des matériaux précieux et des performances de niveau élevé, Signature Collection présente la solution idéale pour les architectes et les designers d'intérieur.

RAK Ceramics präsentiert Signature Collection, die neueste und anspruchsvollste Auswahl an Produkten, die dazu bestimmt ist, unendlich viele Lösungen für jedes Ihrer Planungsbedürfnisse zu liefern. Eine kleine Boutique mit ganzheitlichen und stets verfügbaren Kollektionen. Signature Collection repräsentiert den maximalen Ausdruck an Produktionskapazität und qualitativen Standards von RAK Ceramics, und bietet eine breite Palette an luxuriösen und präziösen Projekten, eine unendlich große Auswahl an Formaten, Farben, Oberflächenbeschaffenheiten und Dicken, um jeder Anfrage gerecht zu werden.

Mit wertvollen Materialien und erstklassigen Leistungen entwickelt, bietet Signature Collection die ideale Lösung für Architekten und Innendesigner.

RAK Ceramics presenta Signature Collection, su última selección de productos de lujo, elegantes y de alta gama, que le ofrece soluciones ilimitadas para sus requisitos de diseño. Una colección de boutique confeccionada siempre disponible. Signature Collection captura la esencia de la calidad y muestra las capacidades de producción de RAK Ceramics, con conceptos de lujo desarrollados en una amplia gama de tamaños, acabados, colores, efectos y grosores para todos los gustos.

Desarrollado utilizando materiales preciosos y ofreciendo un rendimiento superior con un estilo contemporáneo, Signature Collection está diseñado para cumplir con las últimas necesidades de arquitectura e interiorismo.

RAK Ceramics представляет коллекцию Signature, её последнюю линейку роскошной, стильной и высококачественной продукции, предоставляя вам неограниченные решения для ваших дизайнерских задач. Вам всегда доступен бутик с коллекцией готовой продукции. Коллекция Signature отражает суть качества и демонстрирует производственные возможности RAK Ceramics роскошными концепциями, разработанными в широком диапазоне размеров, отделки, цветов, эффектов и толщины на любой вкус.

Коллекция Signature, разработана с использованием драгоценных материалов, предлагает превосходное качество и современный стиль и предназначена для удовлетворения самых современных потребностей в архитектуре и дизайне интерьера.

MIX & MATCHING

Are you a rule maker or a rule breaker? Gone are the days of matching everything together, we are living in exciting times with so many different materials and colours available. We already mix furniture or fabrics, why not mix and match our floor, wall and countertop tiles? Signature Collection encourages you to break the rules. Choose different effects, colours and sizes within the same tile collection and mix them with other collections from the Signature range.

Metals, marbles, woods, concrete and resins: an unlimited choice of solutions that help you create unique spaces for your living room, your bathroom, your big or small design ideas and your most challenging projects. Free your aspiration for artistic, luxurious and stylish expression and combine our Signature solutions as creatively as you wish.

Segui le regole preferisci riscriverle? Passati i giorni in cui tutto doveva essere perfettamente coordinato, attraversiamo ora un tempo ricco di possibilità, colori, materiali diversi tra loro. Accostiamo tra loro mobili e tessuti di stile epoche e colori diversi, perché non farlo anche con pavimenti, rivestimenti e piani di lavoro? Con Signature Collection rompi ogni regola. Scegli i tuoi effetti e finiture preferite, colori e formati diversi all'interno dello stesso progetto, mixali con le altre famiglie di prodotto all'interno della gamma Signature.

Metalli, marmi, legni, cementi e resine: una scelta illimitata di soluzioni per poter creare spazi irripetibili nel tuo living, bagno, grandi o piccole idee e per i tuoi progetti più ambiziosi.

Suivez-vous les règles ou préférez-vous les récrire? Passés les jours où tout devait être parfaitement coordonné, nous traversons, dès lors, un temps riche en possibilités, en couleurs et en matériaux tous divers. Si nous approchons entre eux des meubles et des tissus de styles, d'époques et de couleurs divers, pourquoi ne pas en faire de même avec les sols, les revêtements et les plans de travail? Par Signature Collection vous rompez toute règle. Choisissez vos effets et vos finitions préférés, des couleurs et formats divers au sein du même projet, et mélangez-les avec d'autres familles de produits à l'intérieur de la gamme Signature.

Métaux, marbres, bois, ciments et résines: un choix illimité de solutions, pour créer des espaces uniques dans votre salle de séjour ou salle de bains, pour vos grandes et petites idées et vos projets les plus ambitieux.

Folgen Sie die Regeln oder schreiben Sie sie lieber neu? Die Zeiten, in den alles perfekt koordiniert sein musste sind vorbei, nun durchlaufen wir eine Zeit, reich an Möglichkeiten, Farben und verschiedenen Materialien. Wenn wir Möbel und Materialien verschiedener Stile, Epochen und Farben untereinander anpassen, warum nicht auch Böden, Wandverkleidungen und Arbeitsflächen? Mit Signature Collection brechen Sie alle Regeln. Wählen Sie Ihre liebsten Effekte und Oberflächenbeschaffenheiten, Farben und Formate, innerhalb des gleichen Projekts, und mischen Sie sie mit anderen Produktfamilien innerhalb der Palette Signature.

Metalle, Marmor, Holz, Zemente und Harze: eine unbegrenzte Auswahl an Lösungen für einzigartige Räume in Ihrem Wohnbereich und Ihrem Badezimmer, für große oder kleine Ideen und für Ihre ambitioniertesten Projekte.

¿Eres un creador de reglas o un infractor de reglas? Atrás quedaron los días de combinar todo, vivimos tiempos emocionantes con tantos materiales y colores diferentes disponibles. Ya mezclamos muebles o telas, ¿por qué no mezclar y combinar nuestras baldosas para pisos, paredes y encimeras? Signature Collection lo alienta a romper las reglas. Elija diferentes efectos, colores y tamaños dentro de la misma colección de mosaicos y mézclelos con otras colecciones del rango Firma.

Metales, mármoles, maderas, hormigón y resinas: una variedad ilimitada de soluciones que lo ayudan a crear espacios únicos para su sala de estar, su baño, sus ideas de diseño grandes o pequeñas y sus proyectos más desafiantes. Libere su aspiración por una expresión artística, lujosa y elegante y combine nuestras soluciones Signature tan creativamente como lo desee.

Вы устанавливаете правила или нарушаете их? Прошли те времена, когда было принято, чтобы все элементы дизайна сочетались друг с другом. Теперь нам доступно огромное количество материалов и цветов. Мы уже привыкли комбинировать мебель и ткани, так почему бы не начать комбинировать и не сочетать нашу напольную и настенную плитку и плитку для столешницы? Коллекция Signature призывает вас нарушать правила. Выбирайте любые эффекты, цвета и размеры из одной одной коллекции плитки и смешивайте их с другими коллекциями из ассортимента Signature.

Металлы, мрамор, дерево, бетон и смола: неограниченный выбор решений, которые помогут вам создать уникальное пространство для вашей гостиной, ванной комнаты, больших или маленьких дизайнерских идей и самых сложных проектов. Освободите своё самовыражение от рамок, дайте ему возможность для творчества, стиля и роскоши, используя нашу коллекцию Signature настолько креативно, как вы того пожелаете.

WALL: M-PROJECT SPATOLATO GREY 60X120 CM
FLOOR: CIRCLE WOOD GREY 19.5X120 CM



WALL: GLAM MARBLE BROWN 60X120 CM
FLOOR: DESIGN CONCRETE CLAY 75X75 CM



WALL: DESIGN CONCRETE WHITE MOSAIC
2.5X10 30X30CM
FLOOR: M-PROJECT WOOD DARK GREY
19.5X120 CM



WALL: BRAID GREY 40X120 CM, BRAID GREY
LINE DECOR 40X120 CM
FLOOR: SHINE STONE BEIGE 75X75 CM



WALL: LOFT BRICK WHITE 6.5X26 CM,
FLOOR: CAPITAL WOOD GREY 19.5X120 CM



FLOOR: REVIVE CONCRETE GRAPHITE GREY
60X60 CM (20MM THICKNESS)





ICONS

TECHNICAL INFORMATION

INFORMAZIONI TECNICHE
INFORMATIONS TECHNIQUES
TECHNISCHE INFORMATIONEN
INFORMACIÓN TÉCNICA
ТЕХНИЧЕСКАЯ ИНФОРМАЦИЯ

TPOLOGY

TIPOLOGIA | TYPOLOGIE | TYPOLOGIE | TIPOLOGIA |
ТИПОЛОГИЯ



RED BODY CERAMIC TILES
CERAMICA IN PASTA ROSSA
CÉRAMIQUE EN PÂTE ROUGE
ROTSCHERBIGE KERAMIKFLIESEN
CERÁMICA PASTA ROJA
КЕРАМИЧЕСКАЯ ПЛИТКА КРАСНОЕ ТЕЛО



WHITE BODY CERAMIC TILES
CERAMICA IN PASTA BIANCA
CÉRAMIQUE EN PÂTE BLANCHE
WEISSCHERBIGE KERAMIKFLIESEN
CERÁMICA PASTA BLANCA
КЕРАМИЧЕСКАЯ ПЛИТКА БЕЛОЕ ТЕЛО



GRES WHITE BODY TILES
MONOCOTTURA PASTA BIANCA
MONOCUISSON EN PÂTE BLANCHE
WEIßES, GLASIERTES STEINZEUG
MONOCOCIÓN DE PASTA BLANCA
ПЛИТКА ИЗ КЕРАМИЧЕСКОГО ГРАНИТА БЕЛОЕ ТЕЛО БЕЛОЕ ТЕЛО



PORCELAIN TILES
GRES PORCELLANATO
GRÉS CÉRAME
FEINSTEINZEUG
PORCELÁNICO
КЕРАМИЧЕСКИЙ ГРАНИТ



FULL BODY PORCELAIN TILES
GRES PORCELLANATO A TUTTA MASSA
GRÉS CÉRAME PLÉIN MASSE
DURCHFARBTES FEINSTEINZEUG
PORCELÁNICO TODO MASA
ПОЛНОРАЗМЕРНАЯ ПЛИТКА ИЗ КЕРАМИЧЕСКОГО ГРАНИТА

EDGE

BORDO | BORD | RAND | BORDE | КРАЙ



STRAIGHT
DRITTO
DROIT
GERADE
DERECHO
РОВНАЯ



SHAPED
SAGOMATO
PROFILÉ
GEFORMT
PERFILADO
ФИГУРНАЯ



RECTIFIED
RETTIFICATO
RECTIFIÉ
REKTIFIZIERT
RETFICADO
РЕКТИФИЦИРОВАННАЯ

SURFACE STRUCTURE

STRUTTURA | STRUCTURÉ | STRUKTUR |
ESTRUCTURA | СТРУКТУРА ПОВЕРХНОСТИ



SMOOTH
LISCIO
LISSE
GLATT
LISO
ГЛАДКАЯ



LIGHT STRUCTURE
STRUTTURA LEGGERA
STRUCTURE LÉGÈRE
LEICHTE STRUKTUR
ESTRUCTURA LIGERA
ЛЕГКАЯ СТРУКТУРА



HEAVY STRUCTURE
RETTIFICATO PESANTE
STRUCTURE LOURDE
GROBE STRUKTUR
ESTRUCTURA PESADA
ГРУБАЯ СТРУКТУРА

FINISH

FINITURA
FINITION
OBERFLÄCHE
ACABADO
ОТДЕЛКА

SURFACE LOOK

ASPETTO SUPERFICIALE
ASPECT SUPERFICIEL
AUSSEHEN DER OBERFLÄCHE
ASPECTO SUPERFICIAL
ТИП ПОВЕРХНОСТИ

COLOUR VARIATIONS

VARIAZIONI CROMATICHE
VARIATIONS CHROMATIQUES
FARBVARIATIONEN
VARIACIONES CROMÁTICAS
ЦВЕТОВЫЕ ИЗМЕНЕНИЯ

INDICATIONS FOR USE

INDICAZIONI D'USO
INSTRUCTIONS D'UTILISATION
ANWENDUNGSGEBIET
INDICACIONES DE USO
УКАЗАНИЯ ПО ПРИМЕНЕНИЮ



NATURAL
NATURALE
NATUREL
NATUR
МАТ
НАТУРАЛЬНАЯ



MATT
OPACO
MAT
МАТ
ОРАСО
МАТОВАЯ



V1
EVEN



COUNTERTOP SURFACE
PIANO DI LAVORO
PLAN DE TRAVAIL
ARBEITSPLATTE
ENCIMERA
СТОЛЕШНИЦА



LAPPATO
LAPPATO
ADOUCI
ANPOLIERT
ESMERILLADO
ЛАППАТИРОВАННАЯ



SATIN
SATINATO
SATINÉ
SATIN
SATINADO
САТИНОВАЯ



V2
LIGHT



WALL TILES
RIVESTIMENTO
REVÊTEMENT
WAND
RIVESTIMIENTO
НАСТЕННАЯ ПЛИТКА



FULL LAPPATO
LAPPATURA A CAMPO PIENO
POLI
FULL LAPPATO
LAPPATO
РЕЛЬЕФНАЯ



GLOSSY
LUCIDO
BRILLANT
GLÄNZEND
BRILLANTE
ГЛЯНЦЕВАЯ



V3
MEDIUM



FLOOR TILES
PAVIMENTO
SOL
BODEN
PISO
НАПОЛЬНАЯ ПЛИТКА



POLISHED
LEVIGATO
POLI
POLIERT
PULIDO
ПОЛИРОВАННАЯ



HIGH GLOSSY
MOLTO LUCIDO
HAUTE BRILLANCE
HOCHGLANZ
MUY BRILLANTE
ВЫСОКО-ГЛЯНЦЕВАЯ



V4
STRONG

SUGGESTED APPLICATIONS

DESTINAZIONI D'USO | DESTINATION | ANWENDUNGSBEREICH | LUGAR DE EMPLEO | НАЗНАЧЕНИЕ



DOMESTIC PURPOSE
ABITAZIONI
HABITATION
WOHNBEREICH
HABITACION
ВНУТРИ ПОМЕЩЕНИЙ



LIGHT COMMERCIAL TRAFFIC AREA
COMMERCIALE LEGGERO
PASSAGE LÉGER
GEWERBLICHER BEREICH
PEQUEÑA SUPERFICIE COMERCIAL
ОБЩЕСТВЕННЫЕ ПОМЕЩЕНИЯ С НИЗКОЙ ПРОХОДИМОСТЬЮ



INDUSTRIAL TRAFFIC AREA
TRAFFICO INDUSTRIALE
TRAFIC INDUSTRIEL
INDUSTRIEBEREICH
TRÁFICO INDUSTRIAL
ПРОМЫШЛЕННЫЕ ПРЕДПРИЯТИЯ



OUTDOOR
ESTERNI
EXTÉRIEUR
AUSSENBEREICH
EXTERIOR
СНАРУЖИ ПОМЕЩЕНИЙ



HEAVY COMMERCIAL TRAFFIC AREA
COMMERCIALE PESANTE
PASSAGE INTENSE
GEWERBLICHER BEREICH MIT HOHER BEANSPRUCHUNG
GRANDE SUPERFICIE COMERCIAL
ОБЩЕСТВЕННЫЕ ПОМЕЩЕНИЯ С ВЫСОКОЙ ПРОХОДИМОСТЬЮ



FACADE
FACCIATE ESTERNE
FAÇADE
FACHADA
ФАСАД

IN PRINTING, COLOUR OF THE PRODUCTS MAY DIFFER SLIGHTLY FROM ACTUAL, PICTURES ARE ONLY FOR REFERENCE.
NELLA STAMPA, IL COLORE DEI PRODOTTI PUO' LEGGERMENTE DIFFERIRE DAL COLORE REALE. LE IMMAGINI SONO PURAMENTE INDICATIVE
LA COULEUR DES PRODUITS PEUT DIFFÉRER LÉGÈREMENT DE LA COULEUR RÉELLE, LES IMAGES SONT UTILISÉES UNIQUEMENT POUR RÉFÉRENCE
DIE FARBEN DER PRODUKTE KÖNNEN VOM ORIGINAL ABWEICHEN, DIE BILDER DIENEN NUR ALS REFERENZ
EL COLOR DE LOS PRODUCTOS PUEDE VARIAR LEVEMENTE RESPECTO AL REAL, LAS IMÁGENES SON SÓLO DE REFERENCIA
В ПЕЧАТНОЙ ВЕРСИИ ЦВЕТ ПРОДУКТОВ МОЖЕТ ОТЛИЧАТЬСЯ НЕМНОГО ОТ ФАКТИЧЕСКОГО, ИЗОБРАЖЕНИЯ ТОЛЬКО ДЛЯ СПРАВКИ

INDEX

CONCRETE AND RESINS

- 28 M-PROJECT STUCCO
- 38 M-PROJECT SPATOLATO
- 48 M-PROJECT WOOD
- 56 REVIVE CONCRETE AND REVIVE CONCRETE XL
- 74 DESIGN CONCRETE

MARBLES & STONES

- 88 GLAM MARBLE
- 98 SHINE STONE

WOODS

- 110 CAPITAL WOOD
- 118 CIRCLE WOOD
- 126 HARD WOOD

WALL TILES

- 138 BRAID
- 146 PIQUE
- 154 LOFT BRICK
- 162 LINZ
- 168 GRAZ

SIGNATURE
COLLECTION

CONCRETE AND RESINS

FLOOR: M-PROJECT STUCCO DARK GREY 120X180 CM



M-PROJECT STUCCO


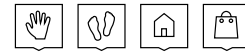
WALL: M-PROJECT STUCCO GREY 60X120 CM,
M-PROJECT WOOD LIGHT GREY 19.5X120 CM,
M-PROJECT WOOD GREY 19.5X120 CM,
M-PROJECT WOOD DARK GREY 19.5X120 CM
FLOOR: M-PROJECT STUCCO DARK GREY
120X180 CM




WALL: M-PROJECT STUCCO BEIGE 60X120 CM
FLOOR: M-PROJECT STUCCO DARK BROWN
60X120 CM



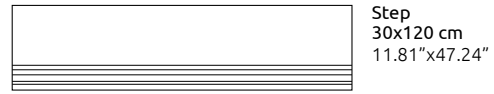
M-PROJECT STUCCO



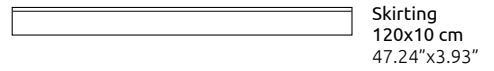
120x180 cm
47.24\"/>



60x120 cm
23.62\"/>



Step
30x120 cm
11.81\"/>



Skirting
120x10 cm
47.24\"/>

M-PROJECT STUCCO LIGHT GREY



M-PROJECT STUCCO BEIGE



M-PROJECT STUCCO GREY



M-PROJECT STUCCO BROWN



M-PROJECT STUCCO DARK GREY



M-PROJECT STUCCO DARK BROWN















M-PROJECT STUCCO

Name	Code	Size(CM)	Code	Size(CM)
M-PROJECT STUCCO LIGHT GREY	AGB28MPJSLIGZMLNLR	120x180	AGB12MPJSLIGZMLNLR	60x120
M-PROJECT STUCCO GREY	AGB28MPJSGRYZMLNLR	120x180	AGB12MPJSGRYZMLNLR	60x120
M-PROJECT STUCCO DARK GREY	AGB28MPJSDKGZMLNLR	120x180	AGB12MPJSDKGZMLNLR	60x120
M-PROJECT STUCCO BEIGE	AGB28MPJSBEEZMLNLR	120x180	AGB12MPJSBEEZMLNLR	60x120
M-PROJECT STUCCO BROWN	AGB28MPJSBRNZMLNLR	120x180	AGB12MPJSBRNZMLNLR	60x120
M-PROJECT STUCCO DARK BROWN	AGB28MPJSDBWZMLNLR	120x180	AGB12MPJSDBWZMLNLR	60x120

Name	Code	Size(CM)	Name	Code	Size(CM)
M-PROJECT STUCCO LIGHT GREY STEP	AGTMPJSLIG000099	30x120	M-PROJECT STUCCO LIGHT GREY SKIRTING	AGSMPJSLIG000117	120x10
M-PROJECT STUCCO GREY STEP	AGTMPJSGRY000100	30x120	M-PROJECT STUCCO GREY SKIRTING	AGSMPJSGRY000118	120x10
M-PROJECT STUCCO DARK GREY STEP	AGTMPJSDKG000101	30x120	M-PROJECT STUCCO DARK GREY SKIRTING	AGSMPJSDKG000119	120x10
M-PROJECT STUCCO BEIGE STEP	AGTMPJSBEE000096	30x120	M-PROJECT STUCCO BEIGE SKIRTING	AGSMPJSBEE000114	120x10
M-PROJECT STUCCO BROWN STEP	AGTMPJSBRN000097	30x120	M-PROJECT STUCCO BROWN SKIRTING	AGSMPJSBRN000115	120x10
M-PROJECT STUCCO DARK BROWN STEP	AGTMPJSDBW000098	30x120	M-PROJECT STUCCO DARK BROWN SKIRTING	AGSMPJSDBW000116	120x10

PACKAGING | IMBALLI | EMBALLAGES | VERPAKUNGEN | УПАКОВКА

Sizes (cm)	Thickness (mm)	Pz X 	M² X 	Kg X 	RM X 	 X  Sq. Pallet	M² X  Sq. Pallet	kg X  Sq. Pallet	 X  Eu. Pallet	M² X  Eu. Pallet	kg X  Eu. Pallet
120X180	10.5	1	2.16	110.00	-	10	21.60	1,120.00	-	-	-
60X120	10.5	3	2.16	51.00	-	50	36.00	1,020.00	20	43.20	1,040.00
STEP 30X120	10.5	2	0.72	23.00	21.00	-	-	-	-	-	-
SKIRTING 120X10	10.5	-	-	3.00	1.20	-	-	-	-	-	-



WALL: M-PROJECT STUCCO BEIGE 60X120 CM
FLOOR: M-PROJECT STUCCO DARK BROWN 60X120 CM

WALL: M-PROJECT SPATOLATO BROWN 60X120 CM



M-PROJECT SPATOLATO

WALL: M-PROJECT SPATOLATO LIGHT GREY 60X120 CM, M-PROJECT SPATOLATO BEIGE 60X120 CM, M-PROJECT SPATOLATO BROWN 60X120 CM, M-PROJECT SPATOLATO DARK BROWN 60X120 CM, M-PROJECT WOOD DARK BROWN 19.5X120 CM.
FLOOR: M-PROJECT SPATOLATO LIGHT GREY 120X180 CM, M-PROJECT SPATOLATO GREY 120X180 CM



WALL: M-PROJECT SPATOLATO GREY 60X120 CM
FLOOR: M-PROJECT SPATOLATO DARK BROWN
120X180 CM



M-PROJECT SPATOLATO



120x180 cm
47.24"x 70.86"



60x120 cm
23.62"x47.24"



19.5x120 cm
7.67"x47.24"



Step
30x120 cm
11.81"x47.24"



* Skirting
120x10 cm
47.24"x3.93"

M-PROJECT SPATOLATO LIGHT GREY



M-PROJECT SPATOLATO BEIGE



M-PROJECT SPATOLATO GREY



M-PROJECT SPATOLATO BROWN



M-PROJECT SPATOLATO DARK GREY



M-PROJECT SPATOLATO DARK BROWN















* M-Project stucco skirting

M-PROJECT SPATOLATO

Name	Code	Size(CM)	Code	Size(CM)	Code	Size(CM)
M-PROJECT SPATOLATO LIGHT GREY	AGB28MPJPLIGZMLNLR	120x180	AGB12MPJPLIGZMLNLR	60x120	AGX2HMPJPLIGZMLNLR	19.5x120
M-PROJECT SPATOLATO GREY	AGB28MPJPGRYZMLNLR	120x180	AGB12MPJPGRYZMLNLR	60x120	AGX2HMPJPGRYZMLNLR	19.5x120
M-PROJECT SPATOLATO DARK GREY	AGB28MPJPDKGZMLNLR	120x180	AGB12MPJPDKGZMLNLR	60x120	AGX2HMPJPDKGZMLNLR	19.5x120
M-PROJECT SPATOLATO BEIGE	AGB28MPJPBEEZMLNLR	120x180	AGB12MPJPBEEZMLNLR	60x120	AGX2HMPJPBEEZMLNLR	19.5x120
M-PROJECT SPATOLATO BROWN	AGB28MPJPBRNZMLNLR	120x180	AGB12MPJPBRNZMLNLR	60x120	AGX2HMPJPBRNZMLNLR	19.5x120
M-PROJECT SPATOLATO DARK BROWN	AGB28MPJPDBWZMLNLR	120x180	AGB12MPJPDBWZMLNLR	60x120	AGX2HMPJPDBWZMLNLR	19.5x120

Name	Code	Size(CM)
M-PROJECT SPATOLATO LIGHT GREY STEP	AGTMPJPLIG000105	30x120
M-PROJECT SPATOLATO GREY STEP	AGTMPJPGRY000106	30x120
M-PROJECT SPATOLATO DARK GREY STEP	AGTMPJPDKG000107	30x120
M-PROJECT SPATOLATO BEIGE STEP	AGTMPJPBEE000102	30x120
M-PROJECT SPATOLATO BROWN STEP	AGTMPJPBRN000103	30x120
M-PROJECT SPATOLATO DARK BROWN STEP	AGTMPJPDBW000104	30x120

PACKAGING | IMBALLI | EMBALLAGES | VERPAKUNGEN | УПАКОВКА

Sizes (cm)	Thickness (mm)	Pz X 	M² X 	Kg X 	RM X 	 X  Sq. Pallet	M² X  Sq. Pallet	kg X  Sq. Pallet	 X  Eu. Pallet	M² X  Eu. Pallet	kg X  Eu. Pallet
120X180	10.5	1	2.16	110.00	-	10	21.60	1,120.00	-	-	-
60X120	10.5	3	2.16	51.00	-	50	36.00	1,020.00	20	43.20	1,040.00
19.50X120	10.5	6	1.40	32.40	-	33	46.20	1,100.00	-	-	-
STEP 30X120	10.5	2	0.72	23.00	21.00	-	-	-	-	-	-



WALL: M-PROJECT WOOD BEIGE 19.5X120 CM,
M-PROJECT STUCCO BEIGE 60X120 CM



M-PROJECT WOOD

WALL: M-PROJECT WOOD BEIGE 19.5X120CM,
M-PROJECT STUCCO BEIGE 60X120 CM
FLOOR: M-PROJECT WOOD BEIGE 19.5X120CM




FLOOR: M-PROJECT WOOD LIGHT GREY
19.5X120CM



M-PROJECT WOOD



19.5x120 cm
7.67"x47.24"



Skirting
120x10 cm
47.24"x3.93"

M-PROJECT WOOD LIGHT GREY



M-PROJECT WOOD GREY



M-PROJECT WOOD DARK GREY



M-PROJECT WOOD BEIGE



M-PROJECT WOOD BROWN



M-PROJECT WOOD DARK BROWN



Name	Code	Size(CM)	Name	Code	Size(CM)
M-PROJECT WOOD LIGHT GREY	AGX2HMPJWLIGZMLNLR	19.5x120	M-PROJECT WOOD LIGHT GREY SKIRTING	AGSMPJWLIG000093	120x10
M-PROJECT WOOD GREY	AGX2HMPJWGRYZMLNLR	19.5x120	M-PROJECT WOOD GREY SKIRTING	AGSMPJWGRY000094	120x10
M-PROJECT WOOD DARK GREY	AGX2HMPJWDKZMLNLR	19.5x120	M-PROJECT WOOD DARK GREY SKIRTING	AGSMPJWDK000095	120x10
M-PROJECT WOOD BEIGE	AGX2HMPJWBEEZMLNLR	19.5x120	M-PROJECT WOOD BEIGE SKIRTING	AGSMPJWBEE000090	120x10
M-PROJECT WOOD BROWN	AGX2HMPJWBRNZMLNLR	19.5x120	M-PROJECT WOOD BROWN SKIRTING	AGSMPJWBRN000091	120x10
M-PROJECT WOOD DARK BROWN	AGX2HMPJWDBWZMLNLR	19.5x120	M-PROJECT WOOD DARK BROWN SKIRTING	AGSMPJWDBW000092	120x10

PACKAGING | IMBALLI | EMBALLAGES | VERPAKUNGEN | УПАКОВКА

Sizes (cm)	Thickness (mm)	Pz X	M² X	Kg X	RM X	X	M² X	kg X	X	M² X	kg X
19.50X120	10.5	6	1.40	32.40	-	33	46.20	1,100.00	-	-	-
SKIRTING 120X10	10.5	-	-	3.00	1.20	-	-	-	-	-	-



FLOOR: REVIVE CONCRTE XL CONCRETE GREY 120X120 CM.

REVIVE CONCRETE
REVIVE CONCRETE XL


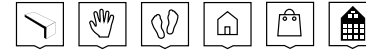
WALL: REVIVE CONCRETE XL ACTIVE WHITE
120X240 CM.
FLOOR: REVIVE CONCRTE XL CONCRETE GREY
120X120 CM.





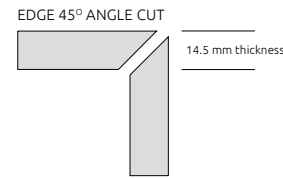
WALL: REVIVE CONCRETE ACTIVE WHITE
30X60CM, REVIVE CONCRETE CONCRETE GREY
30X60CM, REVIVE CONCRETE GRAPHITE GREY
30X60CM, REVIVE CONCRETE PITCH BLACK
30X60CM
FLOOR: REVIVE CONCRETE SUMMER SAND
37X75CM



REVIVE CONCRETE XL




135x305 cm
53.14"x120"

>|< 14.5 mm
0.57"




120x240 cm
47.24"x94.48"
 
>|< 6 mm
0.32"
>|< 9 mm
0.35"



80x240 cm
31.49"x94.48"
 
>|< 6 mm
0.32"
>|< 9 mm
0.35"



120x120 cm
47.24"x47.24"
 
>|< 6 mm
0.32"
>|< 9 mm
0.35"

Packaging are available upon request | L'imballaggio è disponibile su richiesta | Les emballages sont disponibles sur demande | Verpackungen sind auf Anfrage erhältlich | упаковка предоставляется по запросу

REVIVE CONCRETE XL ACTIVE WHITE



REVIVE CONCRETE XL CONCRETE GREY



REVIVE CONCRETE XL SUMMER SAND



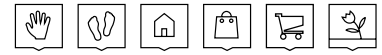
Name	Code	Thickness(MM)	Size(CM)
REVIVE CONCRETE XL ACTIVE WHITE	AGB83REVXACWZMSNLR	14.5	135x305
REVIVE CONCRETE XL CONCRETE GREY	AGB83REVXCRGZMSNLR	14.5	135x305
REVIVE CONCRETE XL SUMMER SAND	AGB83REVXSMSZMSNLR	14.5	135x305

Name	Code	Thickness(MM)	Size(CM)	Code	Thickness(MM)	Size(CM)
REVIVE CONCRETE XL ACTIVE WHITE	AGB46REVXACWZMST3R	9	120x240	AGB46REVXACWZMSS3R	6	120x240
REVIVE CONCRETE XL CONCRETE GREY	AGB46REVXCRGZMST3R	9	120x240	AGB46REVXCRGZMSS3R	6	120x240
REVIVE CONCRETE XL SUMMER SAND	AGB46REVXSMSZMST3R	9	120x240	AGB46REVXSMSZMSS3R	6	120x240

Name	Code	Thickness(MM)	Size(CM)	Code	Thickness(MM)	Size(CM)
REVIVE CONCRETE XL ACTIVE WHITE	AGB56REVXACWZMST3R	9	80x240	AGB56REVXACWZMSS3R	6	80x240
REVIVE CONCRETE XL CONCRETE GREY	AGB56REVXCRGZMST3R	9	80x240	AGB56REVXCRGZMSS3R	6	80x240
REVIVE CONCRETE XL SUMMER SAND	AGB56REVXSMSZMST3R	9	80x240	AGB56REVXSMSZMSS3R	6	80x240

Name	Code	Thickness(MM)	Size(CM)	Code	Thickness(MM)	Size(CM)
REVIVE CONCRETE XL ACTIVE WHITE	AGB22REVXACWZMST3R	9	120x120	AGB22REVXACWZMSS3R	6	120x120
REVIVE CONCRETE XL CONCRETE GREY	AGB22REVXCRGZMST3R	9	120x120	AGB22REVXCRGZMSS3R	6	120x120
REVIVE CONCRETE XL SUMMER SAND	AGB22REVXSMSZMST3R	9	120x120	AGB22REVXSMSZMSS3R	6	120x120

REVIVE CONCRETE



60x120 cm
23.62"x47.24"

75x75 cm
29.52"x29.52"

37x75 cm
14.56"x29.52"

60x60 cm
23.62"x23.62"

60x60 cm
23.62"x23.62"

> 20 mm
0.78"

30x60 cm
11.81"x23.62"

Skirting
120x10 cm
47.24"x3.93"

Skirting
75x8 cm
29.52"x3.14"

Skirting
60x8 cm
23.62"x3.14"

Step
30x120 cm
11.81"x47.24"

Front Sticking

Step
30x120 cm
11.81"x47.24"

Bullnozed

FINISHES

NATURAL

NATURAL

LAPPATO

LS N M


S N M

LS L M

REVIVE CONCRETE ACTIVE WHITE



REVIVE CONCRETE CONCRETE GREY



REVIVE CONCRETE GRAPHITE GREY



REVIVE CONCRETE PITCH BLACK



REVIVE CONCRETE CLOUD GREY



REVIVE CONCRETE SUMMER SAND



REVIVE CONCRETE BLADE BEIGE



REVIVE CONCRETE



REVIVE CONCRETE
ACTIVE WHITE URBAN DECOR



60X60 CM / 23.62"X 23.62"

REVIVE CONCRETE
CONCRETE GREY URBAN DECOR



60X60 CM / 23.62"X 23.62"

REVIVE CONCRETE
GRAPHITE GREY URBAN DECOR



60X60 CM / 23.62"X 23.62"

REVIVE CONCRETE
SUMMER SAND URBAN DECOR



60X60 CM / 23.62"X 23.62"


WALL: REVIVE CONCRETE CONCRETE GREY URBAN DECOR 60X60 CM



REVIVE CONCRETE




REVIVE CONCRETE
ACTIVE WHITE
MOSAIC 5X5 *



30X30 CM / 11.81"X11.81"

REVIVE CONCRETE MIX 1
MOSAIC 3X6



30X30 CM / 11.81"X11.81"

REVIVE CONCRETE MIX 2
MOSAIC 3X6



30X30 CM / 11.81"X11.81"

* Available in all colours | Disponibile in tutti i colori | Disponible dans toutes les couleurs | In allen Farben erhältlich | Disponible en todos los colores |
Доступно во всех цветах

PACKAGING | IMBALLI | EMBALLAGES | VERPAKUNGEN | УПАКОВКА

Sizes (cm)	Thickness (mm)	Pz X	M ² X	Kg X	RM X	X Sq. Pallet	M ² X Sq. Pallet	kg X Sq. Pallet	X Eu. Pallet	M ² X Eu. Pallet	kg X Eu. Pallet
60X120	10.5	3	2.16	51.00	-	50	36.00	1,020.00	20	43.20	1,040.00
75X75	11	2	1.12	28.00	-	-	-	-	40	44.80	1,140.00
60X60	10.5	4	1.44	34.50	-	32	46.08	1,156.00	30	43.20	1,085.00
	10.5	3	1.08	26.50	-	40	43.20	1,060.00	40	43.20	1,060.00
60X60	10.5	5	1.80	32.00	-	32	57.60	1,039.00	27	48.60	879.00
	20	2	0.72	32.00	-	32	23.04	1,050.00	30	21.60	1,000.00
37X75	11	4	1.11	28.00	-	50	49.95	1,260.00	-	-	-
30X60	9.5	6	1.08	24.00	-	72	77.76	1,748.00	48	51.84	1,172.00
STEP 30X120	10.5	2	0.72	23.00	21.00	-	-	-	-	-	-
SKIRTING 120X10	10.5	-	-	3.00	1.20	-	-	-	-	-	-
SKIRTING 75X8	11	10	-	-	7.50	50	375 RM	-	-	-	-
SKIRTING 60X8	10.5	18	10.80	23.00	10.80	48	518.40	1,104.00	-	-	-
30X30 MOSAIC	10.5	8	0.72	15.00	-	-	-	-	60	43.20	900.00
	10.5	10	0.90	19.00	-	-	-	-	48	43.20	912.00

WALL: REVIVE CONCRETE CLOUD GREY 30X60 CM,
REVIVE CONCRETE CLOUD GREY MOSAIC 5X5 30X30 CM
FLOOR: REVIVE CONCRETE CLOUD GREY 60X60 CM



REVIVE CONCRETE

FLOOR: REVIVE CONCRETE GRAPHITE GREY
60X60 CM (20MM THICKNESS)



Name	Code	Size(CM)	Code	Size(CM)	Code	Size(CM)
REVIVE CONCRETE ACTIVE WHITE	AGB12REVCACWZMLS9R	60x120	AGB06REVCACWZMLNLR	60x60	AGB06REVCACWZMLT5R	60x60
REVIVE CONCRETE CONCRETE GREY	AGB12REVCRCGZMLS9R	60x120	AGB06REVCRCGZMLNLR	60x60	AGB06REVCRCGZMLT5R	60x60
REVIVE CONCRETE GRAPHITE GREY	AGB12REVCGPGZMLS9R	60x120	AGB06REVCGPGZMLNLR	60x60	AGB06REVCGPGZMLT5R	60x60
REVIVE CONCRETE CLOUD GREY	AGB12REVCCEGZMLS9R	60x120	AGB06REVCCEGZMLNLR	60x60	AGB06REVCCEGZMLT5R	60x60
REVIVE CONCRETE PITCH BLACK	AGB12REVCBPKZMLS9R	60x120	AGB06REVCBPKZMLNLR	60x60	AGB06REVCBPKZMLT5R	60x60
REVIVE CONCRETE SUMMER SAND	AGB12REVCMSZMLS9R	60x120	AGB06REVCMSZMLNLR	60x60	AGB06REVCMSZMLT5R	60x60
REVIVE CONCRETE BLADE BEIGE	AGB12REVCBDBZMLS9R	60x120	AGB06REVCBDBZMLNLR	60x60	AGB06REVCBDBZMLT5R	60x60

Name	Code	Size(CM)	Code	Size(CM)	Code	Size(CM)
REVIVE CONCRETE ACTIVE WHITE	AGB75REVCACWZMLNLR	75x75	AGX45REVCACWZMLNLR	37x75	AGB09REVCACWZMLNLR	30x60
REVIVE CONCRETE CONCRETE GREY	AGB75REVCRCGZMLNLR	75x75	AGX45REVCRCGZMLNLR	37x75	AGB09REVCRCGZMLNLR	30x60
REVIVE CONCRETE GRAPHITE GREY	AGB75REVCGPGZMLNLR	75x75	AGX45REVCGPGZMLNLR	37x75	AGB09REVCGPGZMLNLR	30x60
REVIVE CONCRETE CLOUD GREY	AGB75REVCCEGZMLNLR	75x75	AGX45REVCCEGZMLNLR	37x75	AGB09REVCCEGZMLNLR	30x60
REVIVE CONCRETE PITCH BLACK	AGB75REVCBPKZMLNLR	75x75	AGX45REVCBPKZMLNLR	37x75	AGB09REVCBPKZMLNLR	30x60
REVIVE CONCRETE SUMMER SAND	AGB75REVCMSZMLNLR	75x75	AGX45REVCMSZMLNLR	37x75	AGB09REVCMSZMLNLR	30x60
REVIVE CONCRETE BLADE BEIGE	AGB75REVCBDBZMLNLR	75x75	AGX45REVCBDBZMLNLR	37x75	AGB09REVCBDBZMLNLR	30x60

Name	Code	Size(CM)	Name	Code	Size(CM)
REVIVE CONCRETE ACTIVE WHITE MOSAIC 5X5	AGM84REVCACWZMLNLR	30x30	REVIVE CONCRETE ACTIVE WHITE URBAN DECOR	AGD06REVCACWZMLNLR	60x60
REVIVE CONCRETE CONCRETE GREY MOSAIC 5X5	AGM84REVCRCGZMLNLR	30x30	REVIVE CONCRETE CONCRETE URBAN DECOR	AGD06REVCRCGZMLNLR	60x60
REVIVE CONCRETE GRAPHITE GREY MOSAIC 5X5	AGM84REVCGPGZMLNLR	30x30	REVIVE CONCRETE GRAPHITE GREY URBAN DECOR	AGD06REVCGPGZMLNLR	60x60
REVIVE CONCRETE CLOUD GREY MOSAIC 5X5	AGM84REVCCEGZMLNLR	30x30	REVIVE CONCRETE SUMMER SAND URBAN DECOR	AGD06REVCMSZMLNLR	60x60
REVIVE CONCRETE PITCH BLACK MOSAIC 5X5	AGM84REVCBPKZMLNLR	30x30			
REVIVE CONCRETE SUMMER SAND MOSAIC 5X5	AGM84REVCMSZMLNLR	30x30			
REVIVE CONCRETE BLADE BEIGE MOSAIC 5X5	AGM84REVCBDBZMLNLR	30x30			
REVIVE CONCRETE MIX 1 MOSAIC 3X6	AGM85REVCMX1ZMLNLR	30x30			
REVIVE CONCRETE MIX 2 MOSAIC 3X6	AGM85REVCMX2ZMLNLR	30x30			

Name	Code (Front Sticking)	Size(CM)	Code (Bullnozed)	Size(CM)
REVIVE CONCRETE ACTIVE WHITE STEP	AGTREVACW000272	30x120	AGTREVACW000279	30x120
REVIVE CONCRETE CONCRETE GREY STEP	AGTREVCCRG000276	30x120	AGTREVCCRG000283	30x120
REVIVE CONCRETE GRAPHITE GREY STEP	AGTREVCGPG000271	30x120	AGTREVCGPG000278	30x120
REVIVE CONCRETE CLOUD GREY STEP	AGTREVCCGY000275	30x120	AGTREVCCGY000282	30x120
REVIVE CONCRETE PITCH BLACK STEP	AGTREVCPBK000274	30x120	AGTREVCPBK000281	30x120
REVIVE CONCRETE SUMMER SAND STEP	AGTREVCSMS000277	30x120	AGTREVCSMS000284	30x120
REVIVE CONCRETE BLADE BEIGE STEP	AGTREVCBDB000273	30x120	AGTREVCBDB000280	30x120

Name	Code	Size(CM)	Code	Size(CM)	Code	Size(CM)
REVIVE CONCRETE ACTIVE WHITE SKIRTING	AGSREVCACW000266	120x10	AGSREVCACW000265	75x8	AGSREVCACW000259	60x8
REVIVE CONCRETE CONCRETE GREY SKIRTING	AGSREVCRCG000270	120x10	AGSREVCRCG000269	75x8	AGSREVCRCG000263	60x8
REVIVE CONCRETE GRAPHITE GREY SKIRTING	AGSREVCGPG000265	120x10	AGSREVCGPG000264	75x8	AGSREVCGPG000258	60x8
REVIVE CONCRETE CLOUD GREY SKIRTING	AGSREVCCEG000269	120x10	AGSREVCCEG000268	75x8	AGSREVCCEG000262	60x8
REVIVE CONCRETE PITCH BLACK SKIRTING	AGSREVCBPK000268	120x10	AGSREVCBPK000267	75x8	AGSREVCBPK000261	60x8
REVIVE CONCRETE SUMMER SAND SKIRTING	AGSREVCMS000271	120x10	AGSREVCMS000270	75x8	AGSREVCMS000264	60x8
REVIVE CONCRETE BLADE BEIGE SKIRTING	AGSREVCBDB000267	120x10	AGSREVCBDB000266	75x8	AGSREVCBDB000260	60x8



REVIVE CONCRETE



Name	Code	Size(CM)	Code	Size(CM)
REVIVE CONCRETE ACTIVE WHITE	AGB12REVCACWZMSS9R	60x120	AGB06REVCACWZMSNLR	60x60
REVIVE CONCRETE CONCRETE GREY	AGB12REVCARGZMSS9R	60x120	AGB06REVCARGZMSNLR	60x60
REVIVE CONCRETE GRAPHITE GREY	AGB12REVCARGZMSS9R	60x120	AGB06REVCARGZMSNLR	60x60
REVIVE CONCRETE CLOUD GREY	AGB12REVCARGZMSS9R	60x120	AGB06REVCARGZMSNLR	60x60
REVIVE CONCRETE PITCH BLACK	AGB12REVCARGZMSS9R	60x120	AGB06REVCARGZMSNLR	60x60
REVIVE CONCRETE SUMMER SAND	AGB12REVCARGZMSS9R	60x120	AGB06REVCARGZMSNLR	60x60
REVIVE CONCRETE BLADE BEIGE	AGB12REVCARGZMSS9R	60x120	AGB06REVCARGZMSNLR	60x60

Name	Code	Size(CM)	Code	Size(CM)	Code	Size(CM)
REVIVE CONCRETE ACTIVE WHITE	AGB75REVCACWZMSNLR	75x75	AGX45REVCACWZMSNLR	37x75	AGB09REVCACWZMSNLR	30x60
REVIVE CONCRETE CONCRETE GREY	AGB75REVCARGZMSNLR	75x75	AGX45REVCARGZMSNLR	37x75	AGB09REVCARGZMSNLR	30x60
REVIVE CONCRETE GRAPHITE GREY	AGB75REVCARGZMSNLR	75x75	AGX45REVCARGZMSNLR	37x75	AGB09REVCARGZMSNLR	30x60
REVIVE CONCRETE CLOUD GREY	AGB75REVCARGZMSNLR	75x75	AGX45REVCARGZMSNLR	37x75	AGB09REVCARGZMSNLR	30x60
REVIVE CONCRETE PITCH BLACK	AGB75REVCARGZMSNLR	75x75	AGX45REVCARGZMSNLR	37x75	AGB09REVCARGZMSNLR	30x60
REVIVE CONCRETE SUMMER SAND	AGB75REVCARGZMSNLR	75x75	AGX45REVCARGZMSNLR	37x75	AGB09REVCARGZMSNLR	30x60
REVIVE CONCRETE BLADE BEIGE	AGB75REVCARGZMSNLR	75x75	AGX45REVCARGZMSNLR	37x75	AGB09REVCARGZMSNLR	30x60

Name	Code	Size(CM)	Name	Code	Size(CM)
REVIVE CONCRETE ACTIVE WHITE MOSAIC 5X5	AGM84REVCACWZMSNLR	30x30	REVIVE CONCRETE ACTIVE WHITE URBAN DECOR	AGD06REVCACWZMSNLR	60x60
REVIVE CONCRETE CONCRETE GREY MOSAIC 5X5	AGM84REVCARGZMSNLR	30x30	REVIVE CONCRETE CONCRETE URBAN DECOR	AGD06REVCARGZMSNLR	60x60
REVIVE CONCRETE GRAPHITE GREY MOSAIC 5X5	AGM84REVCARGZMSNLR	30x30	REVIVE CONCRETE GRAPHITE GREY URBAN DECOR	AGD06REVCARGZMSNLR	60x60
REVIVE CONCRETE CLOUD GREY MOSAIC 5X5	AGM84REVCARGZMSNLR	30x30	REVIVE CONCRETE SUMMER SAND URBAN DECOR	AGD06REVCARGZMSNLR	60x60
REVIVE CONCRETE PITCH BLACK MOSAIC 5X5	AGM84REVCARGZMSNLR	30x30			
REVIVE CONCRETE SUMMER SAND MOSAIC 5X5	AGM84REVCARGZMSNLR	30x30			
REVIVE CONCRETE BLADE BEIGE MOSAIC 5X5	AGM84REVCARGZMSNLR	30x30			
REVIVE CONCRETE MIX 1 MOSAIC 3X6	AGM85REVCMX1ZMSNLR	30x30			
REVIVE CONCRETE MIX 2 MOSAIC 3X6	AGM85REVCMX2ZMSNLR	30x30			

Name	Code (Front Sticking)	Size(CM)	Code (Bullnozed)	Size(CM)
REVIVE CONCRETE ACTIVE WHITE STEP	AGTREVACW001991	30x120	AGTREVACW001998	30x120
REVIVE CONCRETE CONCRETE GREY STEP	AGTREVARG001992	30x120	AGTREVARG001999	30x120
REVIVE CONCRETE GRAPHITE GREY STEP	AGTREVARG001993	30x120	AGTREVARG002000	30x120
REVIVE CONCRETE CLOUD GREY STEP	AGTREVARG001994	30x120	AGTREVARG002001	30x120
REVIVE CONCRETE PITCH BLACK STEP	AGTREVARG001995	30x120	AGTREVARG002002	30x120
REVIVE CONCRETE SUMMER SAND STEP	AGTREVARG001996	30x120	AGTREVARG002003	30x120
REVIVE CONCRETE BLADE BEIGE STEP	AGTREVARG001997	30x120	AGTREVARG002004	30x120

Name	Code	Size(CM)	Code	Size(CM)	Code	Size(CM)
REVIVE CONCRETE ACTIVE WHITE SKIRTING	AGSREVCACW001965	120x10	AGSREVCACW001958	75x8	AGSREVCACW001952	60x8
REVIVE CONCRETE CONCRETE GREY SKIRTING	AGSREVCARG001969	120x10	AGSREVCARG001962	75x8	AGSREVCARG001956	60x8
REVIVE CONCRETE GRAPHITE GREY SKIRTING	AGSREVCARG001964	120x10	AGSREVCARG002019	75x8	AGSREVCARG001951	60x8
REVIVE CONCRETE CLOUD GREY SKIRTING	AGSREVCARG001968	120x10	AGSREVCARG001961	75x8	AGSREVCARG001955	60x8
REVIVE CONCRETE PITCH BLACK SKIRTING	AGSREVCARG001967	120x10	AGSREVCARG001960	75x8	AGSREVCARG001954	60x8
REVIVE CONCRETE SUMMER SAND SKIRTING	AGSREVCARG001970	120x10	AGSREVCARG001963	75x8	AGSREVCARG001957	60x8
REVIVE CONCRETE BLADE BEIGE SKIRTING	AGSREVCARG001966	120x10	AGSREVCARG001959	75x8	AGSREVCARG001953	60x8



Name	Code	Size(CM)	Code	Size(CM)
REVIVE CONCRETE ACTIVE WHITE	AGB12REVCACWZMLS9L	60x120	AGB06REVCACWZMLNLL	60x60
REVIVE CONCRETE CONCRETE GREY	AGB12REVCARGZMLS9L	60x120	AGB06REVCARGZMLNLL	60x60
REVIVE CONCRETE GRAPHITE GREY	AGB12REVCARGZMLS9L	60x120	AGB06REVCARGZMLNLL	60x60
REVIVE CONCRETE CLOUD GREY	AGB12REVCARGZMLS9L	60x120	AGB06REVCARGZMLNLL	60x60
REVIVE CONCRETE PITCH BLACK	AGB12REVCARGZMLS9L	60x120	AGB06REVCARGZMLNLL	60x60
REVIVE CONCRETE SUMMER SAND	AGB12REVCARGZMLS9L	60x120	AGB06REVCARGZMLNLL	60x60
REVIVE CONCRETE BLADE BEIGE	AGB12REVCARGZMLS9L	60x120	AGB06REVCARGZMLNLL	60x60

Name	Code	Size(CM)	Code	Size(CM)	Code	Size(CM)
REVIVE CONCRETE ACTIVE WHITE	AGB75REVCACWZMLNLL	75x75	AGX45REVCACWZMLNLL	37x75	AGB09REVCACWZMLNLL	30x60
REVIVE CONCRETE CONCRETE GREY	AGB75REVCARGZMLNLL	75x75	AGX45REVCARGZMLNLL	37x75	AGB09REVCARGZMLNLL	30x60
REVIVE CONCRETE GRAPHITE GREY	AGB75REVCARGZMLNLL	75x75	AGX45REVCARGZMLNLL	37x75	AGB09REVCARGZMLNLL	30x60
REVIVE CONCRETE CLOUD GREY	AGB75REVCARGZMLNLL	75x75	AGX45REVCARGZMLNLL	37x75	AGB09REVCARGZMLNLL	30x60
REVIVE CONCRETE PITCH BLACK	AGB75REVCARGZMLNLL	75x75	AGX45REVCARGZMLNLL	37x75	AGB09REVCARGZMLNLL	30x60
REVIVE CONCRETE SUMMER SAND	AGB75REVCARGZMLNLL	75x75	AGX45REVCARGZMLNLL	37x75	AGB09REVCARGZMLNLL	30x60
REVIVE CONCRETE BLADE BEIGE	AGB75REVCARGZMLNLL	75x75	AGX45REVCARGZMLNLL	37x75	AGB09REVCARGZMLNLL	30x60

Name	Code	Size(CM)	Name	Code	Size(CM)
REVIVE CONCRETE ACTIVE WHITE MOSAIC 5X5	AGM84REVCACWZMLNLL	30x30	REVIVE CONCRETE ACTIVE WHITE URBAN DECOR	AGD06REVCACWZMLNLL	60x60
REVIVE CONCRETE CONCRETE GREY MOSAIC 5X5	AGM84REVCARGZMLNLL	30x30	REVIVE CONCRETE CONCRETE URBAN DECOR	AGD06REVCARGZMLNLL	60x60
REVIVE CONCRETE GRAPHITE GREY MOSAIC 5X5	AGM84REVCARGZMLNLL	30x30	REVIVE CONCRETE GRAPHITE GREY URBAN DECOR	AGD06REVCARGZMLNLL	60x60
REVIVE CONCRETE CLOUD GREY MOSAIC 5X5	AGM84REVCARGZMLNLL	30x30	REVIVE CONCRETE SUMMER SAND URBAN DECOR	AGD06REVCARGZMLNLL	60x60
REVIVE CONCRETE PITCH BLACK MOSAIC 5X5	AGM84REVCARGZMLNLL	30x30			
REVIVE CONCRETE SUMMER SAND MOSAIC 5X5	AGM84REVCARGZMLNLL	30x30			
REVIVE CONCRETE BLADE BEIGE MOSAIC 5X5	AGM84REVCARGZMLNLL	30x30			
REVIVE CONCRETE MIX 1 MOSAIC 3X6	AGM85REVCMX1ZMLNLL	30x30			
REVIVE CONCRETE MIX 2 MOSAIC 3X6	AGM85REVCMX2ZMLNLL	30x30			

Name	Code (Front Sticking)	Size(CM)	Code (Bullnozed)	Size(CM)
REVIVE CONCRETE ACTIVE WHITE STEP	AGTREVACW002005	30x120	AGTREVACW002012	30x120
REVIVE CONCRETE CONCRETE GREY STEP	AGTREVARG002006	30x120	AGTREVARG002013	30x120
REVIVE CONCRETE GRAPHITE GREY STEP	AGTREVARG002007	30x120	AGTREVARG002014	30x120
REVIVE CONCRETE CLOUD GREY STEP	AGTREVARG002008	30x120	AGTREVARG002015	30x120
REVIVE CONCRETE PITCH BLACK STEP	AGTREVARG002009	30x120	AGTREVARG002016	30x120
REVIVE CONCRETE SUMMER SAND STEP	AGTREVARG002010	30x120	AGTREVARG002017	30x120
REVIVE CONCRETE BLADE BEIGE STEP	AGTREVARG002011	30x120	AGTREVARG002018	30x120

Name	Code	Size(CM)	Code	Size(CM)	Code	Size(CM)
REVIVE CONCRETE ACTIVE WHITE SKIRTING	AGSREVCACW001985	120x10	AGSREVCACW001978	75x8	AGSREVCACW001972	60x8
REVIVE CONCRETE CONCRETE GREY SKIRTING	AGSREVCARG001989	120x10	AGSREVCARG001982	75x8	AGSREVCARG001976	60x8
REVIVE CONCRETE GRAPHITE GREY SKIRTING	AGSREVCARG001984	120x10	AGSREVCARG002020	75x8	AGSREVCARG001971	60x8
REVIVE CONCRETE CLOUD GREY SKIRTING	AGSREVCARG001988	120x10	AGSREVCARG001981	75x8	AGSREVCARG001975	60x8
REVIVE CONCRETE PITCH BLACK SKIRTING	AGSREVCARG001987	120x10	AGSREVCARG001980	75x8	AGSREVCARG001974	60x8
REVIVE CONCRETE SUMMER SAND SKIRTING	AGSREVCARG001990	120x10	AGSREVCARG001983	75x8	AGSREVCARG001977	60x8
REVIVE CONCRETE BLADE BEIGE SKIRTING	AGSREVCARG001986	120x10	AGSREVCARG001979	75x8	AGSREVCARG001973	60x8

FLOOR: DESIGN CONCRETE ANTHRACITE 75X75 CM



DESIGN CONCRETE


FLOOR: DESIGN CONCRETE ANTHRACITE
75X75 CM



FLOOR: DESIGN CONCRETE LIGHT GREY
60X60 CM




DESIGN CONCRETE




120x180 cm
47.24"x 70.86"



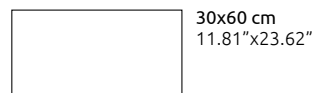
60x120 cm
23.62"x47.24"



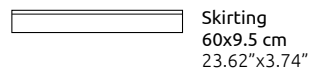
75x75 cm
29.52"x29.52"



60x60 cm
23.62"x23.62"



30x60 cm
11.81"x23.62"



Skirting
60x9.5 cm
23.62"x3.74"

DESIGN CONCRETE WHITE



DESIGN CONCRETE LIGHT GREY



DESIGN CONCRETE GREY



DESIGN CONCRETE DARK GREY



DESIGN CONCRETE ANTRACITE



DESIGN CONCRETE IVORY



DESIGN CONCRETE SAND



DESIGN CONCRETE NUT



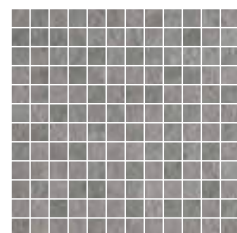
DESIGN CONCRETE CLAY



DESIGN CONCRETE




DESIGN CONCRETE
MOSAIC 2.5X2.5*




30X30 CM / 11.81"X11.81"

DESIGN CONCRETE
MOSAIC 2.5X10*



30X30 CM / 11.81"X11.81"

DESIGN CONCRETE
BRICK MOSAIC*



30X30 CM / 11.81"X11.81"

DESIGN CONCRETE *



15X60 CM / 5.90"X23.62"

DESIGN CONCRETE *



10X60 CM / 3.93"X23.62"

DESIGN CONCRETE *



5X60 CM / 1.96"X23.62"

*Available in all colours | Disponibile in tutti i colori | Disponible dans toutes les couleurs |
In allen Farben erhältlich | Disponible en todos los colores | Доступно во всех цветах

PACKAGING | IMBALLI | EMBALLAGES | VERPAKUNGEN | УПАКОВКА

Sizes (cm)	Thickness (mm)	Pz X	M ² X	Kg X	RM X	X Sq. Pallet	M ² X Sq. Pallet	kg X Sq. Pallet	X Eu. Pallet	M ² X Eu. Pallet	kg X Eu. Pallet
120X180	10.5	1	2.16	110.00	-	10	21.60	1,120.00	-	-	-
60X120	10.5	3	2.16	51.00	-	50	36.00	1,020.00	20	43.20	1,040.00
75X75	11	2	1.12	28.00	-	-	-	-	40	44.80	1,140.00
60X60	10.5	4	1.44	34.50	-	32	46.08	1,156.00	30	43.20	1,085.00
	10.5	3	1.08	26.50	-	40	43.20	1,060.00	40	43.20	1,060.00
	10.5	5	1.80	32.00	-	32	57.60	1,039.00	27	48.60	879.00
30X60	9.5	6	1.08	24.00	-	72	77.76	1,748.00	48	51.84	1,172.00
30X30	9.5	13	1.17	22.80	-	81	94.77	1,866.80	46	53.82	1,068.00
60X9.5	10.5	18	1.08	18.00	-	45	48.60	810.00	45	48.60	810.00
30X30 MOSAIC	10.5	8	0.72	15.00	-	-	-	-	60	43.20	900.00
	10.5	10	0.90	19.00	-	-	-	-	48	43.20	912.00

Name	Code	Size(CM)	Code	Size(CM)	Code	Size(CM)	Code	Size(CM)
DESIGN CONCRETE WHITE	A28GZDCC-WH0.M2R	120x180	A12GZDCC-WH0.M2S9R	60x120	A75GZDCC-WH0.M2R	75x75	A06GZDCC-WH0.M2R	60x60
DESIGN CONCRETE LIGHT GREY	A28GZDCC-LGY.M2R	120x180	A12GZDCC-LGY.M2S9R	60x120	A75GZDCC-LGY.M2R	75x75	A06GZDCC-LGY.M2R	60x60
DESIGN CONCRETE GREY	A28GZDCC-GY0.M2R	120x180	A12GZDCC-GY0.M2S9R	60x120	A75GZDCC-GY0.M2R	75x75	A06GZDCC-GY0.M2R	60x60
DESIGN CONCRETE DARK GREY	A28GZDCC-DGY.M2R	120x180	A12GZDCC-DGY.M2S9R	60x120	A75GZDCC-DGY.M2R	75x75	A06GZDCC-DGY.M2R	60x60
DESIGN CONCRETE ANTRACITE	A28GZDCC-AN0.M2R	120x180	A12GZDCC-AN0.M2S9R	60x120	A75GZDCC-AN0.M2R	75x75	A06GZDCC-AN0.M2R	60x60
DESIGN CONCRETE IVORY	A28GZDCC-IV0.M2R	120x180	A12GZDCC-IV0.M2S9R	60x120	A75GZDCC-IV0.M2R	75x75	A06GZDCC-IV0.M2R	60x60
DESIGN CONCRETE SAND	A28GZDCC-SN0.M2R	120x180	A12GZDCC-SN0.M2S9R	60x120	A75GZDCC-SN0.M2R	75x75	A06GZDCC-SN0.M2R	60x60
DESIGN CONCRETE NUT	A28GZDCC-NU0.M2R	120x180	A12GZDCC-NU0.M2S9R	60x120	A75GZDCC-NU0.M2R	75x75	A06GZDCC-NU0.M2R	60x60
DESIGN CONCRETE CLAY	A28GZDCC-CL0.M2R	120x180	A12GZDCC-CL0.M2S9R	60x120	A75GZDCC-CL0.M2R	75x75	A06GZDCC-CL0.M2R	60x60

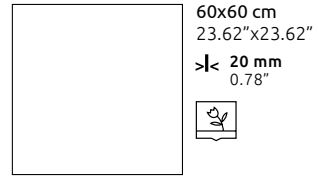
Name	Code	Size(CM)	Code	Size(CM)	Code	Size(CM)	Code	Size(CM)
DESIGN CONCRETE WHITE	A09GZDCC-WH0.M2R	30x60	AKB-GZDCC-WH0.2RT	15x60	AKB-GZDCC-WH0.2RT	10x60	AKB-GZDCC-WH0.2RT	5x60
DESIGN CONCRETE LIGHT GREY	A09GZDCC-LGY.M2R	30x60	AKB-GZDCC-LGY.2RT	15x60	AKB-GZDCC-LGY.2RT	10x60	AKB-GZDCC-LGY.2RT	5x60
DESIGN CONCRETE GREY	A09GZDCC-GY0.M2R	30x60	AKB-GZDCC-GY0.2RT	15x60	AKB-GZDCC-GY0.2RT	10x60	AKB-GZDCC-GY0.2RT	5x60
DESIGN CONCRETE DARK GREY	A09GZDCC-DGY.M2R	30x60	AKB-GZDCC-DGY.2RT	15x60	AKB-GZDCC-DGY.2RT	10x60	AKB-GZDCC-DGY.2RT	5x60
DESIGN CONCRETE ANTRACITE	A09GZDCC-AN0.M2R	30x60	AKB-GZDCC-AN0.2RT	15x60	AKB-GZDCC-AN0.2RT	10x60	AKB-GZDCC-AN0.2RT	5x60
DESIGN CONCRETE IVORY	A09GZDCC-IV0.M2R	30x60	AKB-GZDCC-IV0.2RT	15x60	AKB-GZDCC-IV0.2RT	10x60	AKB-GZDCC-IV0.2RT	5x60
DESIGN CONCRETE SAND	A09GZDCC-SN0.M2R	30x60	AKB-GZDCC-SN0.2RT	15x60	AKB-GZDCC-SN0.2RT	10x60	AKB-GZDCC-SN0.2RT	5x60
DESIGN CONCRETE NUT	A09GZDCC-NU0.M2R	30x60	AKB-GZDCC-NU0.2RT	15x60	AKB-GZDCC-NU0.2RT	10x60	AKB-GZDCC-NU0.2RT	5x60
DESIGN CONCRETE CLAY	A09GZDCC-CL0.M2R	30x60	AKB-GZDCC-CL0.2RT	15x60	AKB-GZDCC-CL0.2RT	10x60	AKB-GZDCC-CL0.2RT	5x60

Name	Code	Size(CM)	Name	Code	Size(CM)
DESIGN CONCRETE WHITE MOSAIC 2.5X2.5	AM-GZDCC-WH.2R/2H	30x30	DESIGN CONCRETE WHITE MOSAIC 2.5X10	AM-GZDCC-WH.2R2/10	30x30
DESIGN CONCRETE LIGHT GREY MOSAIC 2.5X2.5	AM-GZDCC-LGY.2R/2H	30x30	DESIGN CONCRETE LIGHT GREY MOSAIC 2.5X10	AM-GZDCC-LG.2R2/10	30x30
DESIGN CONCRETE GREY MOSAIC 2.5X2.5	AM-GZDCC-GY.2R/2H	30x30	DESIGN CONCRETE GREY MOSAIC 2.5X10	AM-GZDCC-GY.2R2/10	30x30
DESIGN CONCRETE DARK GREY MOSAIC 2.5X2.5	AM-GZDCC-DG.2R/2H	30x30	DESIGN CONCRETE DARK GREY MOSAIC 2.5X10	AM-GZDCC-DG.2R2/10	30x30
DESIGN CONCRETE ANTRACITE MOSAIC 2.5X2.5	AM-GZDCC-AN.2R/2H	30x30	DESIGN CONCRETE ANTRACITE MOSAIC 2.5X10	AM-GZDCC-AN.2R2/10	30x30
DESIGN CONCRETE IVORY MOSAIC 2.5X2.5	AM-GZDCC-IV.2R/2H	30x30	DESIGN CONCRETE IVORY MOSAIC 2.5X10	AM-GZDCC-IV.2R2/10	30x30
DESIGN CONCRETE SAND MOSAIC 2.5X2.5	AM-GZDCC-SN.2R/2H	30x30	DESIGN CONCRETE SAND MOSAIC 2.5X10	AM-GZDCC-SN.2R2/10	30x30
DESIGN CONCRETE NUT MOSAIC 2.5X2.5	AM-GZDCC-NU.2R/2H	30x30	DESIGN CONCRETE NUT MOSAIC 2.5X10	AM-GZDCC-NU.2R2/10	30x30
DESIGN CONCRETE CLAY MOSAIC 2.5X2.5	AM-GZDCC-CL.2R/2H	30x30	DESIGN CONCRETE CLAY MOSAIC 2.5X10	AM-GZDCC-CL.2R2/10	30x30

DESIGN CONCRETE WHITE BRICK MOSAIC	AM-GZDCC-WH.2R/BRK	30x30	DESIGN CONCRETE WHITE STEP	AST-12ZDCC-WH0.2RA	30x120
DESIGN CONCRETE LIGHT GREY BRICK MOSAIC	AM-GZDCC-LG.2R/BRK	30x30	DESIGN CONCRETE LIGHT GREY STEP	AST-12ZDCC-LGY.2RA	30x120
DESIGN CONCRETE GREY BRICK MOSAIC	AM-GZDCC-GY.2R/BRK	30x30	DESIGN CONCRETE GREY STEP	AST-12ZDCC-GY0.2RA	30x120
DESIGN CONCRETE DARK GREY BRICK MOSAIC	AM-GZDCC-DG.2R/BRK	30x30	DESIGN CONCRETE DARK GREY STEP	AST-12ZDCC-DGY.2RA	30x120
DESIGN CONCRETE ANTRACITE BRICK MOSAIC	AM-GZDCC-AN.2R/BRK	30x30	DESIGN CONCRETE ANTRACITE STEP	AST-12ZDCC-AN0.2RA	30x120
DESIGN CONCRETE IVORY BRICK MOSAIC	AM-GZDCC-IV.2R/BRK	30x30	DESIGN CONCRETE IVORY STEP	AST-12ZDCC-IV0.2RA	30x120
DESIGN CONCRETE SAND BRICK MOSAIC	AM-GZDCC-SN.2R/BRK	30x30	DESIGN CONCRETE SAND STEP	AST-12ZDCC-SN0.2RA	30x120
DESIGN CONCRETE NUT BRICK MOSAIC	AM-GZDCC-NU.2R/BRK	30x30	DESIGN CONCRETE NUT STEP	AST-12ZDCC-NU0.2RA	30x120
DESIGN CONCRETE CLAY BRICK MOSAIC	AM-GZDCC-CL.2R/BRK	30x30	DESIGN CONCRETE CLAY STEP	AST-12ZDCC-CL0.2RA	30x120

Name	Code	Size(CM)
DESIGN CONCRETE WHITE SKIRTING	ASK06GZDCC-WH0.2AN	60x9.5
DESIGN CONCRETE LIGHT GREY SKIRTING	ASK06GZDCC-LGY.2AN	60x9.5
DESIGN CONCRETE GREY SKIRTING	ASK06GZDCC-GY0.2AN	60x9.5
DESIGN CONCRETE DARK GREY SKIRTING	ASK06GZDCC-DGY.2AN	60x9.5
DESIGN CONCRETE ANTRACITE SKIRTING	ASK06GZDCC-AN0.2AN	60x9.5
DESIGN CONCRETE IVORY SKIRTING	ASK06GZDCC-IV0.2AN	60x9.5
DESIGN CONCRETE SAND SKIRTING	ASK06GZDCC-SN0.2AN	60x9.5
DESIGN CONCRETE NUT SKIRTING	ASK06GZDCC-NU0.2AN	60x9.5
DESIGN CONCRETE CLAY SKIRTING	ASK06GZDCC-CL0.2AN	60x9.5

DESIGN CONCRETE



DESIGN CONCRETE DARK GREY



DESIGN CONCRETE GREY



DESIGN CONCRETE IVORY



DESIGN CONCRETE NUT



Name	Code	Size(CM)	
DESIGN CONCRETE LIGHT GREY	A06GZDCC-LGY.M2H3R	60x60	R11
DESIGN CONCRETE DARK GREY	A06GZDCC-DGY.M2H3R	60x60	R11
DESIGN CONCRETE IVORY	A06GZDCC-IV0.M2H3R	60x60	R11
DESIGN CONCRETE NUT	A06GZDCC-NU0.M2H3R	60x60	R11

PACKAGING | IMBALLI | EMBALLAGES | VERPAKUNGEN | УПАКОВКА

Sizes (cm)	Thickness (mm)	Pz X	M ² X	Kg X	RM X	Sq. Pallet	M ² X Sq. Pallet	kg X Sq. Pallet	Eu. Pallet	M ² X Eu. Pallet	kg X Eu. Pallet
60X60	20	2	0.72	32.00	-	32	23.04	1,050.00	30	21.60	1,000.00

FLOOR: DESIGN CONCRETE IVORY 60X60 CM (R11)





SIGNATURE
COLLECTION

MARBLES
& STONES

WALL: GLAM MARBLE DARK GREY 60X120 CM



GLAM MARBLE


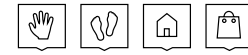
WALL: GLAM MARBLE GREY 60X120 CM,
GLAM MARBLE LIGHT GREY 60X120 CM
FLOOR: GLAM MARBLE GREY 19.5X120 CM,
GLAM MARBLE LIGHT GREY 19.5X120 CM,
GLAM MARBLE DARK GREY 19.5X120 CM



WALL: GLAM MARBLE LIGHT GREY 19.5X120 CM
FLOOR: GLAM MARBLE DARK GREY 60X60 CM




GLAM MARBLE



60x120 cm
23.62"x47.24"



19.5x120 cm
7.67"x47.24"



60x60 cm
23.62"x23.62"



Skirting
60x9.5 cm
23.62"x3.74"

GLAM MARBLE LIGHT GREY



GLAM MARBLE GREY



GLAM MARBLE DARK GREY



GLAM MARBLE LIGHT BROWN



GLAM MARBLE BROWN




GLAM MARBLE DARK BROWN



GLAM MARBLE




GLAM MARBLE LIGHT GREY MOSAIC 2.5X2.5




30X30 CM / 11.81"X11.81"

GLAM MARBLE GREY MOSAIC 2.5X2.5



30X30 CM / 11.81"X11.81"

GLAM MARBLE DARK GREY MOSAIC 2.5X2.5




30X30 CM / 11.81"X11.81"

GLAM MARBLE LIGHT BROWN MOSAIC 2.5X2.5



30X30 CM / 11.81"X11.81"

GLAM MARBLE BROWN MOSAIC 2.5X2.5



30X30 CM / 11.81"X11.81"

GLAM MARBLE DARK BROWN MOSAIC 2.5X2.5



30X30 CM / 11.81"X11.81"


Name	Code	Size(CM)	Code	Size(CM)	Code	Size(CM)
GLAM MARBLE LIGHT GREY	A12GZGBL-LGY.G0S9P	60x120	A06GZGBL-LGY.G0P	60x60	A99GZGBL#LGY.G0S9P	19.5x120
GLAM MARBLE GREY	A12GZGBL-GY0.G0S9P	60x120	A06GZGBL-GY0.G0P	60x60	A99GZGBL#GY0.G0S9P	19.5x120
GLAM MARBLE DARK GREY	A12GZGBL-DGY.G0S9P	60x120	A06GZGBL-DGY.G0P	60x60	A99GZGBL#DGY.G0S9P	19.5x120
GLAM MARBLE LIGHT BROWN	A12GZGBL-LBR.G0S9P	60x120	A06GZGBL-LBR.G0P	60x60	A99GZGBL#LBR.G0S9P	19.5x120
GLAM MARBLE BROWN	A12GZGBL-BR0.G0S9P	60x120	A06GZGBL-BR0.G0P	60x60	A99GZGBL#BR0.G0S9P	19.5x120
GLAM MARBLE DARK BROWN	A12GZGBL-DBR.G0S9P	60x120	A06GZGBL-DBR.G0P	60x60	A99GZGBL#DBR.G0S9P	19.5x120

Name	Code	Size(CM)	Name	Code	Size(CM)
GLAM MARBLE LIGHT GREY MOSAIC	AM-GZGBL-LGY.P/2H	30x30	GLAM MARBLE LIGHT GREY SKIRTING	ASK06GZGBL-LGY.GN	60x9.5
GLAM MARBLE GREY MOSAIC	AM-GZGBL-GY.P/2H	30x30	GLAM MARBLE GREY SKIRTING	ASK06GZGBL-GY0.GN	60x9.5
GLAM MARBLE DARK GREY MOSAIC	AM-GZGBL-DGY.P/2H	30x30	GLAM MARBLE DARK GREY SKIRTING	ASK06GZGBL-DGY.GN	60x9.5
GLAM MARBLE LIGHT BROWN MOSAIC	AM-GZGBL-LBR.P/2H	30x30	GLAM MARBLE LIGHT BROWN SKIRTING	ASK06GZGBL-LBR.GN	60x9.5
GLAM MARBLE BROWN MOSAIC	AM-GZGBL-BR.P/2H	30x30	GLAM MARBLE BROWN SKIRTING	ASK06GZGBL-BR0.GN	60x9.5
GLAM MARBLE DARK BROWN MOSAIC	AM-GZGBL-DBR.P/2H	30x30	GLAM MARBLE DARK BROWN SKIRTING	ASK06GZGBL-DBR.GN	60x9.5

PACKAGING | IMBALLI | EMBALLAGES | VERPAKUNGEN | УПАКОВКА

Sizes (cm)	Thickness (mm)	Pz X	M² X	Kg X	RM X	X Sq. Pallet	M² X Sq. Pallet	kg X Sq. Pallet	X Eu. Pallet	M² X Eu. Pallet	kg X Eu. Pallet
60X120	10.5	3	2.16	51.00	-	50	36.00	1,020.00	20	43.20	1,040.00
19.50X120	10.5	6	1.40	32.40	-	33	46.20	1,100.00	-	-	-
	10.5	4	1.44	34.50	-	32	46.08	1,156.00	30	43.20	1,085.00
60X60	10.5	3	1.08	26.50	-	40	43.20	1,060.00	40	43.20	1,060.00
	10.5	5	1.80	32.00	-	32	57.60	1,039.00	27	48.60	879.00
SKIRTING 60X9.5	10.5	18	1.08	18.00	-	45	48.60	810.00	45	48.60	810.00
30X30 MOSAIC	10.5	8	0.72	15.00	-	-	-	-	60	43.20	900.00
	10.5	10	0.90	19.00	-	-	-	-	48	43.20	912.00

WALL: GLAM MARBLE LIGHT BROWN 19.5X120 CM




WALL: SHINE STONE DARK GREY 15X60 CM



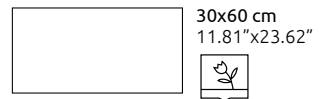
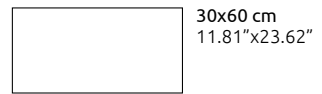
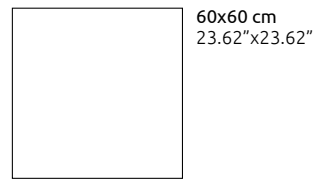


SHINE STONE

WALL: SHINE STONE DARK GREY 15X60 CM
FLOOR: SHINE STONE DARK GREY 60X60 CM,
SHINE STONE DARK GREY 30X60 CM (R11)





SHINE STONE



SHINE STONE WHITE



SHINE STONE IVORY



SHINE STONE GREY



SHINE STONE BEIGE



SHINE STONE DARK GREY



SHINE STONE DARK BEIGE



SHINE STONE BLACK



SHINE STONE BROWN



SHINE STONE



SHINE STONE IVORY *



15X60 CM / 5.90"X23.62"

***Available in all colours** | Disponibile in tutti i colori | Disponible dans toutes les couleurs | In allen Farben erhältlich | Disponible en todos los colores | Доступно во всех цветах

SHINE STONE IVORY *




10X60 CM / 3.93"X23.62"

SHINE STONE IVORY *



5X60 CM / 1.96"X23.62"

SHINE STONE IVORY MOSAIC 2.3X2.3



30X30 CM / 11.81"X11.81"


Name	Code	Size(CM)	Code	Size(CM)	Code	Size(CM)
SHINE STONE WHITE	A75GZSHS-WH0.M2R	75X75	A06GZSHS-WH0.M2R	60X60	A03GZSHS-WH0.M2R	60X90
SHINE STONE GREY	A75GZSHS-GY0.M2R	75X75	A06GZSHS-GY0.M2R	60X60	A03GZSHS-GY0.M2R	60X90
SHINE STONE DARK GREY	A75GZSHS-DGY.M2R	75X75	A06GZSHS-DGY.M2R	60X60	A03GZSHS-DGY.M2R	60X90
SHINE STONE BLACK	A75GZSHS-BK0.M2R	75X75	A06GZSHS-BK0.M2R	60X60	A03GZSHS-BK0.M2R	60X90
SHINE STONE IVORY	A75GZSHS-IV0.M2R	75X75	A06GZSHS-IV0.M2R	60X60	A03GZSHS-IV0.M2R	60X90
SHINE STONE BEIGE	A75GZSHS-BE0.M2R	75X75	A06GZSHS-BE0.M2R	60X60	A03GZSHS-BE0.M2R	60X90
SHINE STONE DARK BEIGE	A75GZSHS-DBE.M2R	75X75	A06GZSHS-DBE.M2R	60X60	A03GZSHS-DBE.M2R	60X90
SHINE STONE BROWN	A75GZSHS-BR0.M2R	75X75	A06GZSHS-BR0.M2R	60X60	A03GZSHS-BR0.M2R	60X90
SHINE STONE WHITE	ACT-06ZSHS-WH0.2RC	15X60	ACT-06ZSHS-WH0.2RB	10X60	ACT-06ZSHS-WH0.2RA	5X60
SHINE STONE GREY	ACT-06ZSHS-GY0.2RC	15X60	ACT-06ZSHS-GY0.2RB	10X60	ACT-06ZSHS-GY0.2RA	5X60
SHINE STONE DARK GREY	ACT-06ZSHS-DGY.2RC	15X60	ACT-06ZSHS-DGY.2RB	10X60	ACT-06ZSHS-DGY.2RA	5X60
SHINE STONE BLACK	ACT-06ZSHS-BK0.2RC	15X60	ACT-06ZSHS-BK0.2RB	10X60	ACT-06ZSHS-BK0.2RA	5X60
SHINE STONE IVORY	ACT-06ZSHS-IV0.2RC	15X60	ACT-06ZSHS-IV0.2RB	10X60	ACT-06ZSHS-IV0.2RA	5X60
SHINE STONE BEIGE	ACT-06ZSHS-BE0.2RC	15X60	ACT-06ZSHS-BE0.2RB	10X60	ACT-06ZSHS-BE0.2RA	5X60
SHINE STONE DARK BEIGE	ACT-06ZSHS-DBE.2RC	15X60	ACT-06ZSHS-DBE.2RB	10X60	ACT-06ZSHS-DBE.2RA	5X60
SHINE STONE BROWN	ACT-06ZSHS-BR0.2RC	15X60	ACT-06ZSHS-BR0.2RB	10X60	ACT-06ZSHS-BR0.2RA	5X60

Name	Code	Size(CM)	Name	Code	Size(CM)	Code	Size(CM)
SHINE STONE WHITE MOSAIC 2.3X2.3	AM-GZSHS-WH.2R/2H	30X30	SHINE STONE WHITE	A09GZSHS#WH0.M2R	30X60	A09GZSHS#WH0.MYR	30X60 R11
SHINE STONE GREY MOSAIC 2.3X2.3	AM-GZSHS-GY.2R/2H	30X30	SHINE STONE GREY	A09GZSHS#GY0.M2R	30X60	A09GZSHS#GY0.MYR	30X60 R11
SHINE STONE DARK GREY MOSAIC 2.3X2.3	AM-GZSHS-DGY.2R/2H	30X30	SHINE STONE DARK GREY	A09GZSHS#DGY.M2R	30X60	A09GZSHS#DGY.MYR	30X60 R11
SHINE STONE BLACK MOSAIC 2.3X2.3	AM-GZSHS-BK.2R/2H	30X30	SHINE STONE BLACK	A09GZSHS#BK0.M2R	30X60	A09GZSHS#BK0.MYR	30X60 R11
SHINE STONE IVORY MOSAIC 2.3X2.3	AM-GZSHS-IV.2R/2H	30X30	SHINE STONE IVORY	A09GZSHS#IV0.M2R	30X60	A09GZSHS#IV0.MYR	30X60 R11
SHINE STONE BEIGE MOSAIC 2.3X2.3	AM-GZSHS-BE.2R/2H	30X30	SHINE STONE BEIGE	A09GZSHS#BE0.M2R	30X60	A09GZSHS#BE0.MYR	30X60 R11
SHINE STONE DARK BEIGE MOSAIC 2.3X2.3	AM-GZSHS-DBE.2R/2H	30X30	SHINE STONE DARK BEIGE	A09GZSHS#DBE.M2R	30X60	A09GZSHS#DBE.MYR	30X60 R11
SHINE STONE BROWN MOSAIC 2.3X2.3	AM-GZSHS-BR.2R/2H	30X30	SHINE STONE BROWN	A09GZSHS#BR0.M2R	30X60	A09GZSHS#BR0.MYR	30X60 R11

PACKAGING | IMBALLI | EMBALLAGES | VERPAKUNGEN | УПАКОВКА

Sizes (cm)	Thickness (mm)	Pz X	M² X	Kg X	RM X	X Sq. Pallet	M² X Sq. Pallet	kg X Sq. Pallet	X Eu. Pallet	M² X Eu. Pallet	kg X Eu. Pallet
60X90	13	3	1.58	44.50	-	20	31.60	880.00	Special Packing		
75X75	11	2	1.12	28.00	-	-	-	-	40	44.80	1,140.00
60X60	10.5	4	1.44	34.50	-	32	46.08	1,156.00	30	43.20	1,085.00
	10.5	3	1.08	26.50	-	40	43.20	1,060.00	40	43.20	1,060.00
30X60	10.5	5	1.80	32.00	-	32	57.60	1,039.00	27	48.60	879.00
	9.5	6	1.08	24.00	-	72	77.76	1,748.00	48	51.84	1,172.00
30X30 MOSAIC	10.5	8	0.72	15.00	-	-	-	-	60	43.20	900.00
	10.5	10	0.90	19.00	-	-	-	-	48	43.20	912.00

WALL: SHINE STONE IVORY 15X60CM, SHINE STONE IVORY 10X60CM, SHINE STONE IVORY 5X60CM



SIGNATURE
COLLECTION

WOODS

WALL: CAPITAL WOOD GREY 19.5X120 CM



CAPITAL WOOD

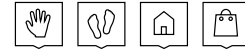
WALL: CAPITAL WOOD GREY 19.5X120 CM
CAPITAL WOOD LAQUER DECOR 19.5X120 CM
FLOOR: CAPITAL WOOD GREY 19.5X120 CM





WALL: CAPITAL WOOD GREY 19.5X120 CM
FLOOR: REVIVE CONCRETE ACTIVE WHITE
60X120 CM



CAPITAL WOOD



	19.5x120 cm 7.67"x47.24"
	29.5x120 cm 11.61"x47.24"

CAPITAL WOOD NATURAL OAK



CAPITAL WOOD HONEY OAK



CAPITAL WOOD BARREL OAK



CAPITAL WOOD GREY


















CAPITAL WOOD WHITE LACQUER DECOR



19.5x120 cm / 7.67"x47.24"

Name	Code	Size(CM)	Code	Size(CM)
CAPITAL WOOD GREY	AGX2HCAPWMXGZMLNLR	19.5X120	AGX96CAPWMXGZMLNLR	29.5X120
CAPITAL WOOD NATURAL OAK	AGX2HCAPWNAOZMLNLR	19.5X120	AGX96CAPWNAOZMLNLR	29.5X120
CAPITAL WOOD HONEY OAK	AGX2HCAPWHOOZMLNLR	19.5X120	AGX96CAPWHOOZMLNLR	29.5X120
CAPITAL WOOD BARREL OAK	AGX2HCAPWBAOZMLNLR	19.5X120	AGX96CAPWBAOZMLNLR	29.5X120
CAPITAL WOOD WHITE LACQUER DECOR	AGD32CAPWWHLZMLNLR	19.5X120	AGD33CAPWWHLZMLNLR	29.5X120

PACKAGING | IMBALLI | EMBALLAGES | VERPAKUNGEN | УПАКОВКА

Sizes	Thickness	Pz X 	M² X 	Kg X 	RM X 	 X  Sq. Pallet	M² X  Sq. Pallet	kg X  Sq. Pallet	 X  Eu. Pallet	M² X  Eu. Pallet	kg X  Eu. Pallet	 X  Wooden Crate	M² X  Wooden Crate
29.5X120	10.5	4	1.41	42.00	-	32.00	45.12	1,370.00	-	-	-	37.00	44.40
19.50X120	10.5	6	1.40	32.40	-	33	46.20	1,100.00	-	-	-	-	-



FLOOR: CIRCLE WOOD NUT 19.5X120 CM

CIRCLE WOOD

FLOOR: CIRCLE WOOD GREY 19.5X120 CM




WALL: CIRCLE WOOD BROWN 19.5X120 CM
FLOOR: CIRCLE WOOD BROWN 19.5X120 CM



CIRCLE WOOD



30x180 cm
11.81"x70.86"



19.5x120 cm
7.67"x47.24"

CIRCLE WOOD IVORY



CIRCLE WOOD GREY



CIRCLE WOOD GREIGE



CIRCLE WOOD NUT



CIRCLE WOOD BEIGE



CIRCLE WOOD BROWN



Name	Code	Size(CM)	Code	Size(CM)
CIRCLE WOOD IVORY	A38GZCRW#IV0.W2S9R	30X180	A99GZCRW#IV0.W2S9R	19.5X120
CIRCLE WOOD GREY	A38GZCRW#GY0.W2S9R	30X180	A99GZCRW#GY0.W2S9R	19.5X120
CIRCLE WOOD GREIGE	A38GZCRW#GE0.W2S9R	30X180	A99GZCRW#GE0.W2S9R	19.5X120
CIRCLE WOOD NUT	A38GZCRW#NU0.W2S9R	30X180	A99GZCRW#NU0.W2S9R	19.5X120
CIRCLE WOOD BEIGE	A38GZCRW#BE0.W2S9R	30X180	A99GZCRW#BE0.W2S9R	19.5X120
CIRCLE WOOD BROWN	A38GZCRW#BR0.W2S9R	30X180	A99GZCRW#BR0.W2S9R	19.5X120

PACKAGING | IMBALLI | EMBALLAGES | VERPAKUNGEN | УПАКОВКА

Sizes	Thickness	Pz X	M² X	Kg X	RM X	X	M² X	kg X	X	M² X	kg X	X	M² X
19.50X120	10.5	6	1.40	32.40	-	33	46.20	1,100.00	-	-	-	-	-

FLOOR: CIRCLE WOOD NUT 19.5X120 CM



HARD WOOD

FLOOR: HARD WOOD BROWN 19.5X120 CM



INDOOR: HARD WOOD IVORY 19.5X120 CM
OUTDOOR: HARD WOOD MUD 19.5X120 CM



HARD WOOD



19.5x120 cm
7.67"x47.24"

HARD WOOD IVORY



HARD WOOD BEIGE



HARD WOOD RED




HARD WOOD BROWN














HARD WOOD MUD



Name	Code	Size(CM)	Code 	Size(CM)
HARD WOOD IVORY	A99GZHRD#IVO.W2S9R	19.5X120	A99GZHRD#IVO.WYS9R	19.5X120
HARD WOOD BEIGE	A99GZHRD#BE0.W2S9R	19.5X120	A99GZHRD#BE0.WYS9R	19.5X120
HARD WOOD RED	A99GZHRD#RD0.W2S9R	19.5X120	A99GZHRD#RD0.WYS9R	19.5X120
HARD WOOD BROWN	A99GZHRD#BR0.W2S9R	19.5X120	A99GZHRD#BR0.WYS9R	19.5X120
HARD WOOD MUD	A99GZHRD#MUD.W2S9R	19.5X120	A99GZHRD#MUD.WYS9R	19.5X120

PACKAGING | IMBALLI | EMBALLAGES | VERPAKUNGEN | УПАКОВКА

Sizes	Thickness	Pz X 	M² X 	Kg X 	RM X 	M² X  Sq. Pallet	kg X  Sq. Pallet	 Eu. Pallet	M² X  Eu. Pallet	kg X  Eu. Pallet	 Wooden Crate	M² X  Wooden Crate
19.50X120	10.5	6	1.40	32.40	-	33	46.20	1,100.00	-	-	-	-

HARD WOOD



HARD WOOD IVORY DECOR



19.5x120 cm / 7.67"x47.24"

HARD WOOD BEIGE DECOR



19.5x120 cm / 7.67"x47.24"

HARD WOOD RED DECOR



19.5x120 cm / 7.67"x47.24"

HARD WOOD BROWN DECOR




19.5x120 cm / 7.67"x47.24"

HARD WOOD MUD DECOR



19.5x120 cm / 7.67"x47.24"

FLOOR: HARD WOOD MUD 19.5X120 CM (R11)



SIGNATURE
COLLECTION

WALL TILES

WALL: BRAID GREY LINE DECOR 40X120 CM



BRAID

WALL: BRAID GREY 40X120 CM,
BRAID GREY LINE DECOR 40X120 CM
FLOOR: DESIGN CONCRETE CLAY 60X120 CM



BRAID



40x120 cm
15.74"x47.24"



25x90 cm
9.84"x35.43"

BRAID ANTIQUE WHITE



S

BRAID GREY



S

BRAID ANTIQUE WHITE DECOR



40x120 cm / 15.74"x47.24"

LS

BRAID GREY DECOR



40x120 cm / 15.74"x47.24"

LS

Name	Code	Size(CM)	Code	Size(CM)
BRAID ANTIQUE WHITE	ARB45ZBRAANWZMLNLR	40X120	ARB43ZBRAANWZMLNLR	25X90
BRAID GREY	ARB45ZBRAGRYZMLNLR	40X120	ARB43ZBRAGRYZMLNLR	25X90
BRAID MOCCASIN	ARB45ZBRAMOIZMLNLR	40X120	ARB43ZBRAMOIZMLNLR	25X90
BRAID SANDY BROWN	ARB45ZBRASABZMLNLR	40X120	ARB43ZBRASABZMLNLR	25X90

Name	Code	Size(CM)	Name	Code	Size(CM)
BRAID ANTIQUE WHITE DECOR	ARD45ZBRAANWZMLE1R	40X120	BRAID GREY LINE DECOR	ARD45ZBRAGRYZMLN1R	40X120
BRAID GREY DECOR	ARD45ZBRAGRYZMLE1R	40X120	BRAID SANDY BROWN LINE DECOR	ARD45ZBRASABZMLN1R	40X120
BRAID MOCCASIN DECOR	ARD45ZBRAMOIZMLE1R	40X120	BRAID GREY DECOR 1	AED90ZBRA-WH1/25	25X90
BRAID SANDY BROWN DECOR	ARD95BAIDTORZMHNLR	40X120	BRAID GREY DECOR 2	AED90ZBRA-WH2/25	25X90
			BRAID IVORY DECOR 1	AED90ZBRA-IV1/25	25X90
			BRAID IVORY DECOR 2	AED90ZBRA-IV2/25	25X90

PACKAGING | IMBALLI | EMBALLAGES | VERPAKUNGEN | УПАКОВКА

Sizes (cm)	Thickness (mm)	Pz X	M² X	Kg X	RM X	Sq. Pallet	M² X	kg X	Eu. Pallet	M² X	kg X
40X120	10.5	3	1.44	29.00	-	36	50.40	1,064.00	-	-	-
25X90	10.5	8	1.80	34.00	-	-	-	-	-	-	-

BRAID GREY DECOR 1 & 2



25x90 cm / 9.84"x35.43"

BRAID GREY LINE DECOR



40x120 cm / 15.74"x47.24"

HS

BRAID



BRAID MOCCASIN



S

BRAID SANDY BROWN



S

BRAID MOCCASIN DECOR



40x120 cm / 15.74"x47.24"

LS

BRAID SANDY BROWN DECOR



40x120 cm / 15.74"x47.24"

LS

BRAID IVORY DECOR 1 & 2



25x90 cm / 9.84"x35.43"

BRAID SANDY BROWN LINE DECOR



40x120 cm / 15.74"x47.24"

HS

WALL: BRAID GREY 40X120 CM,
BRAID GREY LINE DECOR 40X120 CM
FLOOR: SHINE STONE BEIGE 75X75 CM



WALL: PIQUE IVORY 25X90 CM, PIQUE GREY 25X90 CM,
PIQUE SILVER DAMASCAS DECOR 25X90 CM,



PIQUE

WALL: PIQUE ANTIQUE WHITE 25X90 CM,
PIQUE SANDY BROWN 25X90 CM, PIQUE SILVER
DAMASCAS DECOR 25X90 CM
FLOOR: DESIGN CONCRETE WHITE 60X120 CM



PIQUE



40x120 cm
15.74"x47.24"



25x90 cm
9.84"x35.43"

PIQUE ANTIQUE WHITE



S

PIQUE SILVER



S

PIQUE ANTIQUE WHITE DECOR



40x120 cm / 15.74"x47.24"

LS

PIQUE SILVER DECOR



40x120 cm / 15.74"x47.24"

LS

Name	Code	Size(CM)	Code	Size(CM)	Name	Code	Size(CM)
PIQUE ANTIQUE WHITE	ARB45ZPQEANWZMSNLR	40x120	ARB43ZPQEANWZMSNLR	25x90	PIQUE SILVER DAMASCAS DECOR 1	AED90ZPQE-GLD1/25	25x90
PIQUE SILVER	ARB45ZPQESIRZMSNLR	40x120	ARB43ZPQESIRZMSNLR	25x90	PIQUE SILVER DAMASCAS DECOR 2	AED90ZPQE-GLD2/25	25x90
PIQUE PEACH PUFF	ARB45ZPQEPZMSNLR	40x120	ARB43ZPQEPZMSNLR	25x90	PIQUE GOLD DAMASCAS DECOR 1	AED90ZPQE-SLV1/25	25x90
PIQUE SANDY BROWN	ARB45ZPQESABZMSNLR	40x120	ARB43ZPQESABZMSNLR	25x90	PIQUE GOLD DAMASCAS DECOR 2	AED90ZPQE-SLV2/25	25x90

Name	Code	Size(CM)	Name	Code	Size(CM)
PIQUE ANTIQUE WHITE DECOR	ARD45ZPQEANWZMSSR	40x120	PIQUE SANDY BROWN SQUARE DÉCOR	ARD45ZPQESABZMLQ1R	40x120
PIQUE SILVER DECOR	ARD45ZPQEPZMSSR	40x120	PIQUE PEACH PUFF LEAF DÉCOR	ARD45ZPQEPZMLQ1R	40x120
PIQUE PEACH PUFF DECOR	ARD45ZPQESIRZMSSR	40x120	PIQUE TISSUE DÉCOR	AED90ZPQE-TISSU/25	25x90
PIQUE SANDY BROWN DECOR	ARD45ZPQESABZMSSR	40x120			

PACKAGING | IMBALLI | EMBALLAGES | VERPAKUNGEN | УПАКОВКА

Sizes (cm)	Thickness (mm)	Pz X	M² X	Kg X	RM X	Sq. Pallet	M² X Sq. Pallet	kg X Sq. Pallet	Eu. Pallet	M² X Eu. Pallet	kg X Eu. Pallet
40X120	10.5	3	1.44	29.00	-	36	50.40	1,064.00	-	-	-
25X90	10.5	8	1.80	34.00	-	-	-	-	-	-	-

PIQUE SILVER DAMASCAS DÉCOR 1 & 2



25x90 cm / 9.84"x35.43"

PIQUE PEACH PUFF LEAF DÉCOR



40x120 cm / 15.74"x47.24"

LS

PIQUE



PIQUE PEACH PUFF



S

PIQUE SANDY BROWN



S

PIQUE PEACH PUFF DECOR



40x120 cm / 15.74"x47.24"

LS

PIQUE SANDY BROWN DECOR



40x120 cm / 15.74"x47.24"

LS

PIQUE GOLD DAMASCAS DÉCOR 1 & 2



25x90 cm / 9.84"x35.43"

PIQUE SANDY BROWN SQUARE DÉCOR



40x120 cm / 15.74"x47.24"

HS

PIQUE TISSUE DÉCOR



25x90 cm / 9.84"x35.43"

WALL: PIQUE ANTIQUE WHITE 25X90 CM, PIQUE SANDY BROWN 25X90 CM, PIQUE SILVER DAMASCAS DECOR 25X90 CM




WALL: LOFT BRICK LIGHT GREIGE 6.5X26 CM
LOFT BRICK LIGHT GREIGE DECOR 6.5X26 CM



LOFT BRICK

WALL: LOFT BRICK WHITE 6.5X26 CM
LOFT BRICK BLACK DECOR 6.5X26 CM



LOFT BRICK



6.5x26 cm
2.55"x10.23"

LOFT BRICK WHITE



LOFT BRICK GREY



LOFT BRICK BLACK



LOFT BRICK WARM WHITE



LOFT BRICK LIGHT GREIGE



LOFT BRICK GREIGE




LOFT BRICK WHITE DECOR




6.5x26 cm / 2.55"x10.23"

LOFT BRICK GREY DECOR



6.5x26 cm / 2.55"x10.23"

LOFT BRICK BLACK DECOR




6.5x26 cm / 2.55"x10.23"

LOFT BRICK WARM WHITE DECOR



6.5x26 cm / 2.55"x10.23"

LOFT BRICK LIGHT GREIGE DECOR



6.5x26 cm / 2.55"x10.23"

LOFT BRICK GREIGE DECOR



6.5x26 cm / 2.55"x10.23"

LOFT BRICK



LOFT BRICK YELLOW



LOFT BRICK BEIGE




LOFT BRICK BROWN



LOFT BRICK LIGHT GREEN




LOFT BRICK YELLOW DECOR




6.5x26 cm / 2.55"x10.23"

LOFT BRICK BEIGE DECOR



6.5x26 cm / 2.55"x10.23"

LOFT BRICK BROWN DECOR



6.5x26 cm / 2.55"x10.23"

LOFT BRICK LIGHT GREEN DECOR



6.5x26 cm / 2.55"x10.23"

PACKAGING | IMBALLI | EMBALLAGES | VERPAKUNGEN | УПАКОВКА

Sizes (cm)	Thickness (mm)	Pz X	M² X	Kg X	RM X	X Sq. Pallet	M² X Sq. Pallet	kg X Sq. Pallet	X Eu. Pallet	M² X Eu. Pallet	kg X Eu. Pallet
6.5X26	8.65	41	0.70	11.50	90.00	63	44.10	1,050.00	-	-	-

Name	Code	Size(CM)	Name	Code	Size(CM)
LOFT BRICK LIGHT GREIGE	A56WLOBR-LGE.G0U	6.5X26	LOFT BRICK LIGHT GREIGE DECOR	A56WLOBR-LGE.GDU	6.5X26
LOFT BRICK GREY	A56WLOBR-GY0.G0U	6.5X26	LOFT BRICK GREY DECOR	A56WLOBR-GY0.GDU	6.5X26
LOFT BRICK BLACK	A56WLOBR-BK0.G0U	6.5X26	LOFT BRICK BLACK DECOR	A56WLOBR-BK0.GDU	6.5X26
LOFT BRICK WARM WHITE	A56WLOBR-WW0.G0U	6.5X26	LOFT BRICK WARM WHITE DECOR	A56WLOBR-WW0.GDU	6.5X26
LOFT BRICK BEIGE	A56WLOBR-BE0.G0U	6.5X26	LOFT BRICK BEIGE DECOR	A56WLOBR-BE0.GDU	6.5X26
LOFT BRICK BROWN	A56WLOBR-BR0.G0U	6.5X26	LOFT BRICK BROWN DECOR	A56WLOBR-BR0.GDU	6.5X26
LOFT BRICK GREIGE	A56WLOBR-GE0.G0U	6.5X26	LOFT BRICK GREIGE DECOR	A56WLOBR-GE0.GDU	6.5X26
LOFT BRICK LIGHT GREEN	A56WLOBR-LV0.G0U	6.5X26	LOFT BRICK LIGHT GREEN DECOR	A56WLOBR-LV0.GDU	6.5X26
LOFT BRICK YELLOW	A56WLOBR-YE0.G0U	6.5X26	LOFT BRICK YELLOW DECOR	A56WLOBR-YE0.GDU	6.5X26

WALL: LINZ GREIGE DOTTED LINE DECOR 30X100 CM



LINZ

WALL: LINZ GREIGE 30X100 CM, LINZ GREIGE
DAMASCO DECOR 30X100 CM, LINZ GREIGE
DOTTED LINE DECOR 30X100 CM
FLOOR: SHINE STONE IVORY 60X60 CM





30x100 cm
11.81"x39.37"

LINZ GREY



LINZ GREIGE



LINZ BEIGE



LINZ GREY DOTTED LINE DECOR



LINZ GREIGE DOTTED LINE DECOR



LINZ BEIGE DOTTED LINE DECOR



30X100 cm / 11.81"x39.37"

LS

30X100 cm / 11.81"x39.37"

LS

30X100 cm / 11.81"x39.37"

LS

LINZ GREY DAMASCO DECOR



LINZ GREIGE DAMASCO DECOR



LINZ BEIGE DAMASCO DECOR



30X100 cm / 11.81"x39.37"

LS

30X100 cm / 11.81"x39.37"

LS

30X100 cm / 11.81"x39.37"

LS

PACKAGING | IMBALLI | EMBALLAGES | VERPAKUNGEN | УПАКОВКА

Sizes (cm)	Thickness (mm)	Pz X	M² X	Kg X	RM X	X Sq. Pallet	M² X Sq. Pallet	kg X Sq. Pallet	X Eu. Pallet	M² X Eu. Pallet	kg X Eu. Pallet
30X100	9.5	4	1.20	24.50	-	40	48.00	1,080.00	-	-	-

Name	Code	Size(CM)	Name	Code	Size(CM)	Name	Code	Size(CM)
LINZ GREY	A31RZLIZ-GY0.M0R	30x100	LINZ GREY DOTTED LINE DECOR	A31RZLIZ-GY0.MLR	30x100	LINZ GREY DAMASCO DECOR	A31RZLIZ-GY0.MDR	30x100
LINZ GREIGE	A31RZLIZ-GE0.M0R	30x100	LINZ GREIGE DOTTED LINE DECOR	A31RZLIZ-GE0.MLR	30x100	LINZ GREY DAMASCO DECOR	A31RZLIZ-GE0.MDR	30x100
LINZ BEIGE	A31RZLIZ-BE0.M0R	30x100	LINZ BEIGE DOTTED LINE DECOR	A31RZLIZ-BE0.MLR	30x100	LINZ BEIGE DAMASCO DECOR	A31RZLIZ-BE0.MDR	30x100

WALL: GRAZ GREIGE LEAF DECOR 30X100 CM

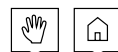


GRAZ

WALL: GRAZ LIGHT BEIGE 30X100 CM, GRAZ
BEIGE WAVE DECOR 30X100 CM, GRAZ GREIGE
LEAF DECOR 30X100 CM
FLOOR: CIRCLE WOOD BROWN 19.5X120 CM



GRAZ



30x100 cm
11.81"x39.37"

GRAZE LIGHT GREY



GRAZE LIGHT GREIGE



GRAZ LIGHT BEIGE



GRAZE GREY WAVE DECOR



GRAZE GREIGE WAVE DECOR



GRAZE BEIGE WAVE DECOR



30X100 cm / 11.81"x39.37"

LS

30X100 cm / 11.81"x39.37"

LS

30X100 cm / 11.81"x39.37"

LS

GRAZE GREY LEAF DECOR



GRAZE GREIGE LEAF DECOR



GRAZ BEIGE LEAF DECOR



30X100 cm / 11.81"x39.37"

HS

30X100 cm / 11.81"x39.37"

HS

30X100 cm / 11.81"x39.37"

LS

PACKAGING | IMBALLI | EMBALLAGES | VERPAKUNGEN | УПАКОВКА

Sizes (cm)	Thickness (mm)	Pz X	M² X	Kg X	RM X	X Sq. Pallet	M² X Sq. Pallet	kg X Sq. Pallet	X Eu. Pallet	M² X Eu. Pallet	kg X Eu. Pallet
30X100	9.5	4	1.20	24.50	-	40	48.00	1,080.00	-	-	-

Name	Code	Size(CM)	Name	Code	Size(CM)	Name	Code	Size(CM)
GRAZ LIGHT GREY	A31RZGRZ-LGY.M0R	30x100	GRAZ GREY WAVE DECOR	A31RZGRZ-GY0.MWR	30x100	GRAZ GREY LEAF DECOR	A31RZGRZ-GY0.MDR	30x100
GRAZ LIGHT GREIGE	A31RZGRZ-LGE.M0R	30x100	GRAZ GREIGE WAVE DECOR	A31RZGRZ-GE0.MWR	30x100	GRAZ GREY LEAF DECOR	A31RZGRZ-GE0.MDR	30x100
GRAZ LIGHT BEIGE	A31RZGRZ-LBE.M0R	30x100	GRAZ BEIGE WAVE DECOR	A31RZGRZ-BE0.MWR	30x100	GRAZ BEIGE LEAF DECOR	A31RZGRZ-BE0.MDR	30x100

PRODUCT GUIDE

GUIDA AL PRODOTTO
GUIDE AU PRODUIT
INFORMATIONEN ZUM PRODUKT
GUÍA DEL PRODUCTO
РУКОВОДСТВО ПО ПРОДУКТУ

TECHNICAL FEATURES

CARATTERISTICHE TECNICHE | CARACTÉRISTIQUES TECHNIQUES | TECHNISCHE EIGENSCHAFTEN | CARACTERÍSTICAS TÉCNICAS | ТЕХНИЧЕСКИЕ ОСОБЕННОСТИ

Ceramic tiles in a wall

Ceramic tiles in a wall

RED BODY AND WHITE BODY CERAMIC TILES (BIII):

Red body and white body Ceramic tiles are made with finest quality clays and with chamotte (a ceramic raw material with high percentage of silica). These raw materials are submitted to dry grinding and suitably mixed and wet and then pressed with hydraulic presses. Quick-cycle support firing is obtained via roller kilns reaching temperatures of approximately 1100 °C. After biscuit glazing, the vitrified product is sintered in a single-layer roller kiln at approximately 1030 °C. The resulting wall tiles have an average bending strength that is higher than 15/ mrre in accordance with the UNI EN ISO10545-4 standard and a water absorption level that is higher than 10 %; they belong to the BIII (GL) group according to the UNI EN 14411 standard. This class of products shows virtually no shrinkage during firing; therefore such dimensional consistency results in extremely easy laying.

ADVICE ON LAYING

Ceramic Red/ White body tiles can be laid using either tile adhesives or cement mortar. Under no circumstances should the tiles be wet before laying when using acrylic or vinyl resin based adhesives or two- component organic solvent based adhesives. When laying large sized tiles it is best to adopt the two layer spreading method and, when the laying surface is very large, to provide for suitable expansion joints which must not be spaced more than 4-5 linear meters apart from one another.

IMPORTANT POINTS TO REMEMBER WHILE LAYING THESE TILES

- When laying on wet concrete or plaster, leave to dry for at least one week for each centimetre of thickness.
- When laying on brick, never lay on tile adhesive measuring more than 4-5 mm in thickness. For laying on flexible supports (for example plasterboard panels, polymer panels, etc.) which may result in movement of the tiles, we advise laying on tile adhesive measuring no more than 2-3 mm in thickness and to use class C2 or D1 glues.
- For laying on waterproof brick, which prevents the release of damp, we advise laying on tile adhesive measuring no more than 3 mm in thickness and to use class C2 or D1 glues.
- Avoid laying without expansion joints or joints where stress due to expansion is released directly onto the tile.

CERAMICA A PASTA ROSSA E A PASTA BIANCA (BIII) :

Le piastrelle di ceramica a pasta rossa e a pasta bianca sono prodotte con argille e chamotte (materia prima ceramica con un’alta percentuale di silicio) della migliore qualità. Le materie prime vengono miscelate attraverso un processo chiamato macinazione a secco e quindi pressate con presse idrauliche. Segue un ciclo rapido di cottura in forni rotanti alla temperatura massima di circa 1100°C. Dopo la biscottatura di vetrinatura, il prodotto smaltato viene sintetizzato in un forno rotante a singolo strato a circa 1030°C. Le piastrelle ottenute hanno una resistenza a flessione media superiore a 15/mm2, conformemente allo standard UNI EN ISO10545-4 e un livello di assorbimento idrico superiore al 10%, il che le classifica nel gruppo BIII GL in base allo standard UNI EN 14411. Questa classe di prodotti non mostra praticamente alcun ritiro durante la cottura; una consistenza di questo tipo consente pertanto una posa estremamente facile.

CONSIGLI PER LA POSA

Le piastrelle di ceramica a pasta rossa o bianca possono essere posate sia utilizzando adesivi per piastrelle che malta cementizia. In nessun caso le piastrelle devono essere bagnate prima della posa quando si usano adesivi a base di resine acriliche o viniliche o adesivi a base di solventi organici a due componenti. Quando si posano piastrelle di dimensioni maggiori, è meglio utilizzare il sistema di spargimento a due strati e, quando la superficie di posa è molto ampia, fornire idonei giunti di espansione a non più di 4-5 metri lineari l’uno dall’altro.

PUNTI IMPORTANTI DA RICORDARE DURANTE LA POSA DI QUESTE PIASTRELLE

- Quando si posa su cemento o intonaco bagnato, lasciare asciugare per almeno una settimana per ciascun centimetro di spessore.
- Quando si posa su mattoni, non usare mai adesivo per piastrelle di spessore superiore a 4-5 mm. Per la posa su supporti flessibili (per esempio pannelli di cartongesso, pannelli polimerici, ecc.) che possono provocare movimenti nelle piastrelle, consigliamo di posare con adesivo per piastrelle di spessore non superiore a 2-3 mm e di utilizzare colle di classe C2 o D1.
- Per la posa su mattoni impermeabili, che impediscono l’eliminazione dell’umidità, consigliamo di posare con adesivo per piastrelle di spessore non superiore a 3 mm e di utilizzare colle di classe C2 o D1.
- Evitare di posare senza giunti di espansione o con giunti in cui la tensione di espansione è scaricata direttamente sulla piastrella.

CARREAUX CÉRAMIQUES À PÂTE ROUGE ET PÂTE BLANCHE (BIII) :

Les carreaux céramique à pâte rouge ou blanche sont faits à base d’argile et de chamotte de très haute qualité (une matière première céramique à forte teneur en silice). Les matières premières sont mélangées grâce à un procédé appelé broyage à sec, puis pressées à l’aide de presses hydrauliques. La cuisson à cycle rapide se fait ensuite à l’aide de fours à rouleaux dont les températures sont d’environ 1100°C. Après l’émaillage de biscuits, le produit vitrifié est fritté dans un four à rouleaux monocouche à environ 1030°C. Les carreaux muraux obtenus ont une résistance à la flexion moyenne supérieure à 15/mm2, conformément à la norme UNI EN ISO10545-4 et un taux d’absorption d’eau supérieur à 10 %; classés dans le groupe BIII GL conformément à la norme UNI EN 14411. Ce groupe de produits ne présente pratiquement aucune retraita pendant la cuisson et par conséquent, une telle stabilité dimensionnelle facilite considérablement la pose.

RECOMMANDATIONS EN MATIÈRE DE POSE

Les carreaux céramiques en pâte rouge ou blanche peuvent être posés soit à l’aide de colles pour carrelage, soit à l’aide de mortier de ciment. Les carreaux ne doivent en aucun cas être humides avant la pose en cas d’utilisation de colles à base de résine acrylique ou vinylique ou en cas d’utilisation de colles à base de solvant organique bi-composants. Lors de la pose de carreaux de grande taille et lorsque la surface de pose est assez importante, il est préférable d’adopter le procédé d’épandage bi-couches, pour garantir des joints de dilatation appropriés qui ne doivent pas être espacés de plus de 4 à 5 mètres linéaires l’un de l’autre.

POINTS IMPORTANTS À PRENDRE EN CONSIDÉRATION LORS DE LA POSE DE CES CARREAUX

- Lors de la pose sur du béton ou du plâtre frais, laissez sécher pendant au moins une semaine pour chaque centimètre d’épaisseur.
- Lors de la pose sur des briques, évitez de poser sur de la colle pour carrelage de plus de 4 à 5 mm d’épaisseur. Pour la pose sur des supports flexibles (par exemple plaques de plâtre, panneaux de polymère, etc.) pouvant impliquer la mobilité des carreaux, nous vous recommandons de poser sur la colle pour carrelage d’une épaisseur ne dépassant pas 2 à 3 mm et d’utiliser du mortier-colle de classe C2 ou D1.
- Pour la pose sur des briques imperméables ne refoulant pas d’humidité, nous vous recommandons de poser sur la colle pour carrelage d’une épaisseur ne dépassant pas 3 mm et d’utiliser du mortier-colle de classe C2 ou D1.
- Évitez de poser sans joints de dilatation ou des joints où la contrainte, en raison de la dilatation, est directement exercée sur le carreau.

Ceramic tiles in a wall

Ceramic tiles in a wall

ROTSCHERBIGE UND WEIßSCHERBIGE KERAMIKFLIESEN (BIII) :

Rotscherbige oder weißscherbige Keramikfliesen können entweder mit Fliesenkleber oder Zementmörtel verlegt werden. Unter keinen Umständen sollten die Fliesen vor dem Verlegen nass sein, wenn auf Acryl- oder Vinylharz-basierte Kleber oder Zweikomponentenkleber auf Basis von organischen Lösungsmitteln verwendet werden. Beim Verlegen von großformatigen Fliesen ist es am besten, eine Verteilungsmethode aus zwei Schichten zu übernehmen und, sollte die Verlegefläche sehr groß sein, geeignete Dehnungsfugen einzuhalten, die nicht mehr als 4-5 Laufmeter von einander entfernt sind.

TIPPS ZUR VERLEGUNG

Rotscherbige oder weißscherbige Keramikfliesen können entweder mit Fliesenkleber oder Zementmörtel verlegt werden. Unter keinen Umständen sollten die Fliesen vor dem Verlegen nass sein, wenn auf Acryl- oder Vinylharz-basierte Kleber oder Zweikomponentenkleber auf Basis von organischen Lösungsmitteln verwendet werden. Beim Verlegen von großformatigen Fliesen ist es am besten, eine Verteilungsmethode aus zwei Schichten zu übernehmen und, sollte die Verlegefläche sehr groß sein, geeignete Dehnungsfugen einzuhalten, die nicht mehr als 4-5 Laufmeter von einander entfernt sind.

BEIM VERLEGEN DER FLIESEN UNBEDINGT BEACHTEN

- Beim Verlegen auf nassem Beton oder Putz pro Zentimeter Dicke mindestens eine Woche trocknen lassen.
- Beim Verlegen auf Ziegel sollte der Fliesenkleber mit höchstens 4-5 mm Dicke aufgetragen werden. Beim Verlegen auf flexiblen Trägern (beispielsweise Gipskartonplatten, Polymerplatten, usw.) bei denen es zu Bewegungen der Fliesen kommen kann, empfehlen wir die Verlegung auf Fliesenkleber mit einer Dicke von höchstens 2-3 mm und die Verwendung von Klebern der Klasse C2 oder D1.
- Beim Verlegen auf wasserdichten Ziegeln, die eine Freisetzung der Feuchtigkeit verhindern, empfehlen wir die Verlegung auf Fliesenkleber mit einer Dicke von höchstens 3 mm und die Verwendung von Klebern der Klasse C2 oder D1.
- Vermeiden Sie ein Verlegen ohne Dehnungsfugen oder Fugen, bei denen sich Druck direkt durch eine Ausdehnung direkt auf die Fliesen auswirken kann.

Ceramic tiles in a wall

CERÁMICA PASTA ROJA O BLANCA (BIII) :

Los azulejos cerámicos en rojo y blanco son elaborados con arcilla y chamota (una materia prima de cerámica con un alto porcentaje de sílice) de la mejor calidad. Las materias primas se mezclan utilizando un proceso llamado amolado seco y después son prensadas utilizando presas hidráulicas. Un horneado de apoyo en ciclo rápido sigue en el proceso utilizando hornos rotativos que alcanzan temperaturas de aproximadamente 1100 °C. Después del vidriado, el producto vitrificado se sinteriza en un horno rotativo de una sola capa a aproximadamente 1030 °C. Los azulejos de pared resultantes tienen una resistencia de flexión promedio de más de 15/mm2 de acuerdo a la norma UNI EN ISO10545-4 y un nivel de absorción de agua de más del 10 %; clasificado como perteneciente al grupo BIII GL de acuerdo a la norma UNI EN 14411. Esta clase de productos virtualmente muestra una nada de merma al momento de su cocción, y es a esto que se deben tales resultados de consistencia dimensional en una colocación extremadamente fácil.

SUGERENCIAS PARA SU COLOCACION

Los azulejos cerámicos en rojo o blanco pueden ser colocados utilizando ya sean adhesivos de azulejos o morteros de cemento. Los azulejos no deben estar húmedos bajo ninguna circunstancia antes de su colocación al utilizar adhesivos hechos con resina de vinil o resina acrílica, o adhesivos con base de solventes orgánicos con dos componentes. Al colocar azulejos de gran tamaño, es mejor adoptar el método de distribución de dos capas, y cuando la superficie de colocación es muy extensa, proporcionar juntas de dilatación apropiadas, las cuales no deben tener un espacio de más de 4 a 5 metros lineales entre cada una.

PUNTOS IMPORTANTES A RECORDAR AL COLOCAR ESTOS AZULEJOS

- Cuando se coloquen sobre concreto o yeso húmedo, deje secar por lo menos durante una semana por cada centímetro de grosor.
- Cuando coloque un ladrillo, nunca lo coloque sobre adhesivo de azulejos que mida más de a 5 mm de grosor. Para colocar sobre soportes flexibles (como por ejemplo paneles de yeso, paneles de polímero, etc.), lo que puede resultar en movimiento de los azulejos; sugerimos colocar sobre un adhesivo de azulejos que no mida más de 2 a 3 mm en grosor y utilizar pegamentos clase C2 o D1.
- Para colocar sobre ladrillos a prueba de agua, los cuales previenen la liberación de humedad, sugerimos colocar los azulejos sobre adhesivo de azulejos que no midan más de 3 mm de grosor, y utilizar pegamentos clase C2 o D1.
- Evite la colocación de los azulejos sin juntas de dilatación o donde la presión debido a la expansión se libera de forma directa en el azulejo.

Ceramic tiles in a wall

Керамическая плитка красное и белое тело

Керамическая плитка из красной и белой глины изготавливается из высококачественных сортов глины и шамота (керамического сырья с высоким содержанием кварца). Эти материалы подвергаются сухому измельчению, смешиваются и увлажняются, после чего формиуются гидравлическим прессом. Быстрый обжиг осуществляется в печах с роликовым подом, достигающих температуры около 1100°C. После бисквитного обжига остеклованный продукт спекается в однослойной печи с роликовым подом при температуре около 1030°C. Полученная настенная плитка имеет среднюю прочность на изгиб более 15 мрге в соответствии со стандартом DIN EN ISO10545-4 и уровень водопоглощения выше 10%; она относится к группе BIII (GL) согласно стандарту UNI EN 14411. Данный класс продукции практически не демонстрирует усадки при обжиге; следовательно, такая стабильность размеров выражается в крайне легкой укладке.

СОВЕТ ПО УКЛАДКЕ

Керамическая плитка из красной или белой глины может укладываться либо на плиточный клей, либо на цементный раствор. Ни в коем случае не допускайте намокания плитки перед укладкой при использовании клея на основе акриловой или виниловой смолы, или на основе двухкомпонентного органического растворителя. При укладке плитки крупного размера лучше всего применять двухслойный метод нанесения и, при очень большой поверхности укладки, использовать компенсационные швы, расположенные не более чем в 4-5 погонных метрах друг от друга.

ВАЖНЫЕ МОМЕНТЫ ПРИ УКЛАДКЕ ТАКОЙ ПЛИТКИ

- При укладке на влажный бетон или штукатурку дайте подсохнуть не менее одной недели на каждый сантиметр толщины.
- При укладке на кирпич никогда не наносите слой плиточного клея толще 4-5 мм. При укладке на гибкую опору (например, гипсокартонные или полимерные панели и т.д.), что может привести к перемещению плитки, мы рекомендуем наносить слой плиточного клея не более 2-3 мм толщиной и использовать клей класса C2 или D1.
- При укладке на огнеупорный кирпич, предотвращающий выход влаги, мы рекомендуем наносить слой плиточного клея не более 3 мм толщиной и использовать клей класса C2 или D1.
- Избегайте укладки без компенсационных швов в местах, где нагрузка при расширении приходится прямо на плитку.

TECHNICAL CHARACTERISTICS - RED BODY AND WHITE BODY CERAMIC TILES (BIII)








CARATTERISTICHE TECNICHE - CERAMICA A PASTA ROSSA E A PASTA BIANCA (BIII)

CARACTÉRISTIQUES TECHNIQUES - CARREAUX CÉRAMIQUES À PÂTE ROUGE ET PÂTE BLANCHE (BIII)

TECHNISCHE EIGENSCHAFTEN - ROTSCHERBIGE UND WEISSSCHERBIGE KERAMIKFLIESEN (BIII)

CARACTERÍSTICAS TÉCNICAS - CERÁMICA PASTA ROJA O BLANCA (BIII)

ТЕХНИЧЕСКИЕ ХАРАКТЕРИСТИКИ - КЕРАМИЧЕСКАЯ ПЛИТКА КРАСНОЕ И БЕЛОЕ ТЕЛО (BIII)

	TEST DESCRIPTION DESCRIZIONE DEL TESTO DESCRIPTION D'ESSAI TESTBESCHREIBUNG DESCRIPCIÓN DE LA PRUEBA ОПИСАНИЕ ИСПЫТАНИЯ	STANDARD TEST METHOD METODO DI PROVA MÉTHODE D'ESSAI STANDARD STANDARD-TESTMETHODE MÉTODO DE PRUEBA ESTÁNDAR СТАНДАРТНЫЙ ИСПЫТАТЕЛЬНЫЙ МЕТОД	INTERNATIONAL STANDARD ISO 13006 REQUISITI PREVISTI DALLA NORMA ISO 13006 NORME INTERNATIONALE ISO 13006 INTERNATIONALER STANDARD ISO 13006 NORMA INTERNACIONAL ISO 13006 МЕЖДУНАРОДНЫЙ СТАНДАРТ ISO 13006	RAK CERAMICS SPECIFICATIONS RAK CERAMICS - SPECIFICHE SPÉCIFICATIONS RAK CERAMICS RAK CERAMICS SPEZIFIKATIONEN RAK CERAMICS ESPECIFICACIONES СПЕЦИФИКАЦИИ RAK CERAMICS
	LENGTH & WIDTH LUNGHEZZA LARGHEZZA LONGUEUR & LARGEUR LÄNGE UND BREITE LONGITUD Y ANCHO ДЛИНА И ШИРИНА	BS EN ISO 10545-2	+/- 0.5%	+/- 0.3%
	THICKNESS SPESSORE ÉPAISSEUR STÄRKE GROSOR ТОЛЩИНА	BS EN ISO 10545-2	+/-10%	+/- 5.0%
	RECTANGLE SQUARENESS ORTOGONALITÀ RETTANGOLARE RECTANGULAIRE ÉQUERRAGE RECHTECKIGEN RECHTWINKLIGKEIT CUADRATURA RECTANGULAR ПРЯМОУГОЛЬНОСТЬ	BS EN ISO 10545-2	+/- 0.5%	+/- 0.4%
	STRAIGHTNESS OF SIDES RETTILINEITÀ DEI LATI RECTITUDE DES CÔTÉS GERADHEIT DER SEITEN RECTITUD DE LOS LADOS ПРЯМОЛИНЕЙНОСТЬ СТОРОН	BS EN ISO 10545-2	+/- 0.3%	+/- 0.3%
	SURFACE FLATNESS PLANARITÀ DELLA SUPERFICIE PLANÉITÉ DE SURFACE OBERFLÄCHENEVENHEIT HORIZONTALIDAD DE LA SUPERFICIE ПЛОСКОСТЬ ПОВЕРХНОСТИ	BS EN ISO 10545-2	+0.5% / -0.3%	+/- 0.3%
	WATER ABSORPTION ASSORBIMENTO DELL'ACQUA ABSORPTION D'EAU WASSERABSCHEIDUNG ABSORCIÓN DE AGUA ВОДОПОГЛОЩЕНИЕ	BS EN ISO 10545-3	10% < E <= 20%	10% <E <= 18%
	MODULUS OF RUPTURE MODULO DI ROTTURA MODULE DE RUPTURE BIEGEFESTIGKEIT MÓDULO DE ROTURA ПРОЧНОСТЬ НА ИЗЛОМ	BS EN ISO 10545-4		
	THICKNESS > = 7.5MM SPESSORE > = 7.5MM ÉPAISSEUR > = 7.5MM STÄRKE > = 7.5MM GROSOR > = 7.5MM ТОЛЩИНА > = 7.5MM		>=12 N/MM2	>=16 N/MM2
	THICKNESS < = 7.5MM SPESSORE < = 7.5MM ÉPAISSEUR < = 7.5MM STÄRKE < = 7.5MM GROSOR < = 7.5MM ТОЛЩИНА > = 7.5MM		>=15 N/MM2	>=16 N/MM2

Note : Shade variation across the batches is inherent to the manufacturing process and the pre-laying colour comparison is recommended.





Nota: Differenti lotti potrebbero essere soggetti a leggere variazioni di tonalità dipendenti dai differenti processi di produzione. Si raccomanda sempre di confrontare i colori prima della posa.

Note: La variation de l'ombre à travers les lots est inhérente au processus de fabrication et la comparaison de couleur avant la pose est recommandée.

Hinweis: Durch den Herstellungsprozess kann es zu Farbabweichungen kommen. Es wird ein vorheriger Farbvergleich empfohlen.

Nota: La variación de tonalidad a través de los lotes es inherente al proceso de fabricación y es recomendable una comparación previa del color.

Примечание: Производственному процессу свойственна вариация оттенков в зависимости от партии, в связи с чем перед укладкой рекомендуется провести цветное сравнение.

	TEST DESCRIPTION DESCRIZIONE DEL TESTO DESCRIPTION D'ESSAI TESTBESCHREIBUNG DESCRIPCIÓN DE LA PRUEBA ОПИСАНИЕ ИСПЫТАНИЯ	STANDARD TEST METHOD METODO DI PROVA MÉTHODE D'ESSAI STANDARD STANDARD-TESTMETHODE MÉTODO DE PRUEBA ESTÁNDAR СТАНДАРТНЫЙ ИСПЫТАТЕЛЬНЫЙ МЕТОД	INTERNATIONAL STANDARD ISO 13006 REQUISITI PREVISTI DALLA NORMA ISO 13006 NORME INTERNATIONALE ISO 13006 INTERNATIONALER STANDARD ISO 13006 NORMA INTERNACIONAL ISO 13006 МЕЖДУНАРОДНЫЙ СТАНДАРТ ISO 13006	RAK CERAMICS SPECIFICATIONS RAK CERAMICS - SPECIFICHE SPÉCIFICATIONS RAK CERAMICS RAK CERAMICS SPEZIFIKATIONEN RAK CERAMICS ESPECIFICACIONES СПЕЦИФИКАЦИИ RAK CERAMICS
	BREAKING STRENGTH RESISTENZA ALLA ROTTURA RÉSISTANCE À LA RUPTURE BRUCHSTARKE RESISTENCIA DE ROTURA ПРОЧНОСТЬ НА РАЗРЫВ	BS EN ISO 10545-4		
	THICKNESS > = 7.5MM SPESSORE > = 7.5MM ÉPAISSEUR > = 7.5MM STÄRKE > = 7.5MM GROSOR > = 7.5MM ТОЛЩИНА > = 7.5MM		>=600N	>=650N
	THICKNESS < = 7.5MM SPESSORE < = 7.5MM ÉPAISSEUR < = 7.5MM STÄRKE < = 7.5MM GROSOR < = 7.5MM ТОЛЩИНА > = 7.5MM		>=200N	>=400N
	RESISTANCE TO SURFACE ABRASION RESISTENZA ALL'ABRASIONE SUPERFICIALE RÉSISTANCE À L'ABRASION DE SURFACE RESISTENZ GEGEN OBERFLÄCHENABRIEB RESISTENCIA A LA ABRASIÓN SUPERFICIAL СТОЙКОСТЬ К ИСТИРАНИЮ ПОВЕРХНОСТИ	BS EN ISO 10545-7	MANUFACTURER TO STATE ABRASION CLASS CLASSE DI ABRASIONE INDICATA DAL PRODUTTORE LE FABRICANT DOIT INDIQUER LA CLASSE D'ABRASION HERSTELLER ZUR ANGABE DER ABRIEBKLASSE FABRICADO SEGÚN EL TIPO DE ABRASIÓN ESPECIFICADO ИЗГОТОВЛЕНО СОГЛАСНО КЛАССУ ИСТИРАНИЯ	CLASS 2 - 4 CLASSE 2-4 CLASSE 2 - 4 CLASSE 2 - 4 CLASE 2 - 4 КЛАСС 2 – 4
	RESISTANCE TO THERMAL SHOCK RESISTENZA AGLI SHOCK TERMICI RÉSISTANCE AUX CHOCS THERMIQUES RESISTENZ GEGEN THERMALSHOCK RESISTENCIA AL CHOQUE TÉRMICO СТОЙКОСТЬ К ТЕПЛООВОМУ УДАРУ	BS EN ISO 10545-9	NO VISIBLE DEFECT NESSUN DIFETTO VISIBILE AUCUN DÉFAUT VISIBILE KEINE VISUELLEN DEFEKTE SIN DEFECTOS VISIBLES НЕТ ВИДИМЫХ ДЕФЕКТОВ	NO VISIBLE DEFECT NESSUN DIFETTO VISIBILE AUCUN DÉFAUT VISIBILE KEINE VISUELLEN DEFEKTE SIN DEFECTOS VISIBLES НЕТ ВИДИМЫХ ДЕФЕКТОВ
	CRAZING RESISTANCE RESISTENZA ALLA SCREPOLATURA RÉSISTANCE AUX CRAQUELURES SUPERFICIELLES HAARRISS-RESISTENZ RESISTENCIA AL AGRIETAMIENTO СТОЙКОСТЬ К КРАКЕЛЮРУ	BS EN ISO 10545-11	NO CRAZING NESSUNA SCREPOLATURA AUCUNE CRAQUELURE KEIN BRUCH SIN AGRIETAMIENTO НЕТ КРАКЕЛЮРА	NO CRAZING NESSUNA SCREPOLATURA AUCUNE CRAQUELURE KEIN BRUCH SIN AGRIETAMIENTO НЕТ КРАКЕЛЮРА
	RESISTANCE TO CHEMICALS RESISTENZA AGLI AGENTI CHIMICI RÉSISTANCE AUX PRODUITS CHIMIQUES RESISTENZ GEGEN CHEMIKALIEN RESISTENCIA A LOS PRODUCTOS QUÍMICOS СТОЙКОСТЬ К ХИМИЧЕСКИМ ВЕЩЕСТВАМ	BS EN ISO 10545-13	NO VISIBLE EFFECT NESSUN EFFETTO VISIBILE AUCUN EFFET VISIBILE KEINE VISUELLEN EFFEKTE SIN EFECTO VISIBLES ВИДИМОГО ВЛИЯНИЯ НЕТ	NO VISIBLE EFFECT NESSUN EFFETTO VISIBILE AUCUN EFFET VISIBILE KEINE VISUELLEN EFFEKTE SIN EFECTO VISIBLES ВИДИМОГО ВЛИЯНИЯ НЕТ
	RESISTANCE TO STAINS RESISTENZA ALLE MACCHIE RÉSISTANCE AUX TACHES RESISTENZ GEGEN FLECKEN RESISTENCIA A LAS MANCHAS СТОЙКОСТЬ К КРАСИТЕЛЯМ	BS EN ISO 10545-14	MANUFACTURER TO STATE CLASS CLASSE DI ABRASIONE LE FABRICANT DOIT INDIQUER LA CLASSE HERSTELLER ZUR ANGABE DER KLASSE FABRICADO SEGÚN LO ESPECIFICADO ИЗГОТОВЛЕНО СОГЛАСНО КЛАССУ	STAIN REMOVED MIN. CLASS 4 RIMOZIONE DELLE MACCHIE MIN. CLASSE 4 ELIMINATION DES TACHES MIN. CLASSE 4 FLECKENENTFERNUNG MIN. CLASSE 4 MIN. REMOCIÓN DE MANCHAS. CLASE 4 ПЯТНО УДАЛЕНО МИН. КЛАСС 4
	SCRATCH HARDNESS : (MOH'S) INDICE DI DUREZZA (MOH'S) DIURETÉ À LA RAYURE : (MOH'S) RITZHÄRTE: (MOH'S) DUREZA AL RAYADO: (MOH'S)	EN 101		4 - 6

TECHNICAL CHARACTERISTICS - GRES WHITE BODY TILES (BIIA)








CARATTERISTICHE TECNICHE - MONOCOTTURA A PASTA BIANCA (BIIA)

CARACTÉRISTIQUES TECHNIQUES - MONOCUISSON EN PÂTE BLANCHE (BIIA)

TECHNISCHE EIGENSCHAFTEN - WEIßES, GLASIERTES STEINZEUG (BIIA)

CARACTERÍSTICAS TÉCNICAS - MONOCOCCION DE PASTA BLANCA (BIIA)

ТЕХНИЧЕСКИЕ ХАРАКТЕРИСТИКИ - ПЛИТКА ИЗ КЕРАМИЧЕСКОГО ГРАНИТА БЕЛОЕ ТЕЛО БЕЛОЕ ТЕЛО (BIIA)

	TEST DESCRIPTION DESCRIZIONE DEL TESTO DESCRIPTION D'ESSAI TESTBESCHREIBUNG DESCRIPCIÓN DE LA PRUEBA ОПИСАНИЕ ИСПЫТАНИЯ	STANDARD TEST METHOD METODO DI PROVA MÉTHODE D'ESSAI STANDARD STANDARD-TESTMETHODE MÉTODO DE PRUEBA ESTÁNDAR СТАНДАРТНЫЙ ИСПЫТАТЕЛЬНЫЙ МЕТОД	INTERNATIONAL STANDARD ISO 13006 REQUISITI PREVISTI DALLA NORMA ISO 13006 NORME INTERNATIONALE ISO 13006 INTERNATIONALER STANDARD ISO 13006 NORMA INTERNACIONAL ISO 13006 МЕЖДУНАРОДНЫЙ СТАНДАРТ ISO 13006	RAK CERAMICS SPECIFICATIONS RAK CERAMICS - SPECIFICHE SPÉCIFICATIONS RAK CERAMICS RAK CERAMICS SPEZIFIKATIONEN RAK CERAMICS ESPECIFICACIONES СПЕЦИФИКАЦИИ RAK CERAMICS
	LENGTH & WIDTH LUNGHEZZA LARGHEZZA LONGUEUR & LARGEUR LÄNGE UND BREITE LONGITUD Y ANCHO ДЛИНА И ШИРИНА	BS EN ISO 10545-2	+/- 0.6%	+/- 0.3%
	THICKNESS SPESSORE ÉPAISSEUR STÄRKE GROSOR ТОЛЩИНА	BS EN ISO 10545-2	+/- 0.5%	+/- 5.0%
	RECTANGLE SQUARENESS ORTOGONALITÀ RETTANGOLARE RECTANGULAIRE ÉQUERRAGE RECHTECKIGEN RECHTWINKLIGKEIT CUADRATURA RECTANGULAR ПРЯМОУГОЛЬНОСТЬ	BS EN ISO 10545-2	+/- 0.5%	+/- 0.4%
	STRAIGHTNESS OF SIDES RETTILINEITÀ DEI LATI RECTITUDE DES CÔTÉS GERADHEIT DER SEITEN RECTITUD DE LOS LADOS ПРЯМОЛИНЕЙНОСТЬ СТОРОН	BS EN ISO 10545-2	+/- 0.5%	+/- 0.3%
	SURFACE FLATNESS PLANARITÀ DELLA SUPERFICIE PLANÉITÉ DE SURFACE OBERFLÄCHENEVENHEIT HORIZONTALIDAD DE LA SUPERFICIE ПЛОСКОСТЬ ПОВЕРХНОСТИ	BS EN ISO 10545-2	+/- 0.5%	+/- 0.3%
	WATER ABSORPTION ASSORBIMENTO DELL'ACQUA ABSORPTION D'EAU WASSERABSCHEIDUNG ABSORCIÓN DE AGUA ВОДОПОГЛОЩЕНИЕ	BS EN ISO 10545-3	3% < E <= 6%	3% < E <= 6%
	MODULUS OF RUPTURE MODULO DI ROTTURA MODULE DE RUPTURE BIEGEFESTIGKEIT MÓDULO DE ROTURA ПРОЧНОСТЬ НА ИЗЛОМ	BS EN ISO 10545-4	>=22 N/MM2	>=30 N/MM2

	TEST DESCRIPTION DESCRIZIONE DEL TESTO DESCRIPTION D'ESSAI TESTBESCHREIBUNG DESCRIPCIÓN DE LA PRUEBA ОПИСАНИЕ ИСПЫТАНИЯ	STANDARD TEST METHOD METODO DI PROVA MÉTHODE D'ESSAI STANDARD STANDARD-TESTMETHODE MÉTODO DE PRUEBA ESTÁNDAR СТАНДАРТНЫЙ ИСПЫТАТЕЛЬНЫЙ МЕТОД	INTERNATIONAL STANDARD ISO 13006 REQUISITI PREVISTI DALLA NORMA ISO 13006 NORME INTERNATIONALE ISO 13006 INTERNATIONALER STANDARD ISO 13006 NORMA INTERNACIONAL ISO 13006 МЕЖДУНАРОДНЫЙ СТАНДАРТ ISO 13006	RAK CERAMICS SPECIFICATIONS RAK CERAMICS - SPECIFICHE SPÉCIFICATIONS RAK CERAMICS RAK CERAMICS SPEZIFIKATIONEN RAK CERAMICS ESPECIFICACIONES СПЕЦИФИКАЦИИ RAK CERAMICS
	BREAKING STRENGTH RESISTENZA ALLA ROTTURA RÉSISTANCE À LA RUPTURE BRUCHSTÄRKE RESISTENCIA DE ROTURA ПРОЧНОСТЬ НА РАЗРЫВ	BS EN ISO 10545-4		
	THICKNESS > = 7.5MM SPESSORE > = 7.5MM ÉPAISSEUR > = 7.5MM STÄRKE > = 7.5MM GROSOR > = 7.5MM ТОЛЩИНА > = 7.5MM		>=1000N	>=1000N
	THICKNESS < = 7.5MM SPESSORE < = 7.5MM ÉPAISSEUR < = 7.5MM STÄRKE < = 7.5MM GROSOR < = 7.5MM ТОЛЩИНА > = 7.5MM		>=600N	>=700N
	RESISTANCE TO SURFACE ABRASION RESISTENZA ALL'ABRASIONE SUPERFICIALE RÉSISTANCE À L'ABRASION DE SURFACE RESISTENZ GEGEN OBERFLÄCHENABRIEB RESISTENCIA A LA ABRASIÓN SUPERFICIAL СТОЙКОСТЬ К ИСТИРАНИЮ ПОВЕРХНОСТИ	BS EN ISO 10545-7	MANUFACTURER TO STATE ABRASION CLASS CLASSE DI ABRASIONE INDICATA DAL PRODUTTORE LE FABRICANT DOIT INDIQUER LA CLASSE D'ABRASION HERSTELLER ZUR ANGABE DER ABRIEBKLASSE FABRICADO SEGÚN EL TIPO DE ABRASIÓN ESPECIFICADO ИЗГОТОВЛЕНО СОГЛАСНО КЛАССУ ИСТИРАНИЯ	CLASS 2 - 4 CLASSE 2-4 CLASSE 2 - 4 CLASSE 2 - 4 CLASSE 2 - 4 КЛАСС 2 – 4
	RESISTANCE TO THERMAL SHOCK RESISTENZA AGLI SHOCK TERMICI RÉSISTANCE AUX CHOCS THERMIQUES RESISTENZ GEGEN THERMALSHOCK RESISTENCIA AL CHOQUE TÉRMICO СТОЙКОСТЬ К ТЕПЛОВОМУ УДАРУ	BS EN ISO 10545-9	NO VISIBLE DEFECT NESSUN DIFETTO VISIBILE AUCUN DÉFAUT VISIBILE KEINE VISUELLEN DEFEKTE SIN DEFECTOS VISIBLES НЕТ ВИДИМЫХ ДЕФЕКТОВ	NO VISIBLE DEFECT NESSUN DIFETTO VISIBILE AUCUN DÉFAUT VISIBILE KEINE VISUELLEN DEFEKTE SIN DEFECTOS VISIBLES НЕТ ВИДИМЫХ ДЕФЕКТОВ
	CRAZING RESISTANCE RESISTENZA ALLA SCREPOLATURA RÉSISTANCE AUX CRAQUELURES SUPERFICIELLES HAARRISS-RESISTENZ RESISTENCIA AL AGRIETAMIENTO СТОЙКОСТЬ К КРАКЕЛЮРУ	BS EN ISO 10545-11	NO CRAZING NESSUNA SCREPOLATURA AUCUNE CRAQUELURE KEIN BRUCH SIN AGRIETAMIENTO НЕТ КРАКЕЛЮРА	NO CRAZING NESSUNA SCREPOLATURA AUCUNE CRAQUELURE KEIN BRUCH SIN AGRIETAMIENTO НЕТ КРАКЕЛЮРА
	RESISTANCE TO CHEMICALS RESISTENZA AGLI AGENTI CHIMICI RÉSISTANCE AUX PRODUITS CHIMIQUES RESISTENZ GEGEN CHEMIKALIEN RESISTENCIA A LOS PRODUCTOS QUÍMICOS СТОЙКОСТЬ К ХИМИЧЕСКИМ ВЕЩЕСТВАМ	BS EN ISO 10545-13	NO VISIBLE EFFECT NESSUN EFFETTO VISIBILE AUCUN EFFET VISIBILE KEINE VISUELLEN EFFEKT SIN EFECTO VISIBLES ВИДИМОГО ВЛИЯНИЯ НЕТ	NO VISIBLE EFFECT NESSUN EFFETTO VISIBILE AUCUN EFFET VISIBILE KEINE VISUELLEN EFFEKT SIN EFECTO VISIBLES ВИДИМОГО ВЛИЯНИЯ НЕТ
	RESISTANCE TO STAINS RESISTENZA ALLE MACCHIE RÉSISTANCE AUX TACHES RESISTENZ GEGEN FLECKEN RESISTENCIA A LAS MANCHAS СТОЙКОСТЬ К КРАСИТЕЛЯМ	BS EN ISO 10545-14	MANUFACTURER TO STATE CLASS CLASSE DI ABRASIONE LE FABRICANT DOIT INDIQUER LA CLASSE HERSTELLER ZUR ANGABE DER KLASSE FABRICADO SEGÚN LO ESPECIFICADO ИЗГОТОВЛЕНО СОГЛАСНО КЛАССУ	STAIN REMOVED MIN. CLASS 4 RIMOZIONE DELLE MACCHIE MIN. CLASSE 4 ELIMINATION DES TACHES MIN. CLASSE 4 FLECKENENTFERNUNG MIN. CLASSE 4 MIN. REMOCIÓN DE MANCHAS. CLASE 4 ПЯТНО УДАЛЕНО МИН. КЛАСС 4
	SCRATCH HARDNESS : (MOH'S) INDICE DI DUREZZA (MOH'S) DIURETÉ À LA RAYURE : (MOH'S) RITZHÄRTE : (MOH'S) DUREZA AL RAYADO : (MOH'S)	EN 101	-	4 - 6

Note : Shade variation across the batches is inherent to the manufacturing process and the pre-laying colour comparison is recommended.

Nota: Differenti lotti potrebbero essere soggetti a leggere variazioni di tonalità dipendenti dai differenti processi di produzione. Si raccomanda sempre di confrontare i colori prima della posa.

Note: La variation de l'ombre à travers les lots est inhérente au processus de fabrication et la comparaison de couleur avant la pose est recommandée.

Hinweis: Durch den Herstellungsprozess kann es zu Farbabweichungen kommen. Es wird ein vorheriger Farbvergleich empfohlen.

Nota: La variación de tonalidad a través de los lotes es inherente al proceso de fabricación y es recomendable una comparación previa del color.

Примечание: Производственному процессу свойственна вариация оттенков в зависимости от партии, в связи с чем перед укладкой рекомендуется провести цветное сравнение.

TECHNICAL FEATURES

CARATTERISTICHE TECNICHE | CARACTÉRISTIQUES TECHNIQUES | TECHNISCHE EIGENSCHAFTEN | CARACTERÍSTICAS TÉCNICAS | ТЕХНИЧЕСКИЕ ОСОБЕННОСТИ

Porcelain tiles in a range of designs, sizes and finishes.

PORCELAIN TILES (BIA - GL) :

Porcelain tiles are manufactured using pure, selectively imported raw materials mixed using the most advanced extraction and sorting techniques; they are obtained with a production process similar to that of single-fired tiles.

The resulting product is top-quality porcelain tile, obtained by raw materials wet grinding, followed by partial drying by spraying, silo storage to allow homogenization of properties, and pressing with highly efficient hydraulic presses up to specific pressures more than 500 kg/cm2. The high pressure combined with high firing temperature exceeding 1200 °C results in highly compact & strong ceramic surface with very low water absorption (lower than 0.1% according to UNI EN ISO 10545-3) and extremely high mechanical resistance (average value exceeding 50 N/mm2 according to UNI EN ISO 10545-4).

Thanks to their low porosity, these porcelain tiles are frost-proof and rated as belonging to the Bia GL class according to the European Standard UNI EN 14411 which requires water absorption ≤ 0.5%.

The MoR (modulus of rupture) in accordance with UNI EN ISO 10545-4 results to 50 N/mm2 while the required value is 35 N/mm2. RAK Ceramics' porcelain tiles are available in a wide range of designs, sizes and finishes.

ADVICE ON LAYING

Although our porcelain tiles can be installed using traditional cement mortars, we advise using modern adhesives. While installing on wall, the two-layer spreading system is recommended to perfectly wet the back of the tile.

Quickly dipping each tile in water before installation will remove any dust on the back of the tile for perfect adhesion. Do not wet the tiles if you are using vinyl, acrylic resin adhesives or two-component organic-solvent based adhesive.

It is advisable to incorporate suitable shrinkage - flexion joints (movement/ expansion joints) when installing on large floors: the joints should never be spaced more than 4 - 5 linear meters apart indoors and 3 linear meters apart outdoors. Be careful while using strong coloured grouts as they might leave stains on the surface of the tiles that may be difficult to remove later.

Gres porcellanato in a range of designs, sizes and finishes.

GRES PORCELLANATO (BIA - GL) :

Le piastrelle in gres porcellanato vengono prodotte utilizzando materie prime d'importazione pure e selezionate, miscelate utilizzando le tecniche di estrazione e selezione più avanzate; esse sono prodotte inoltre con un processo simile a quello utilizzato per le piastrelle in monocottura.

Le materie prime vengono sottoposte ad un processo di macinazione ad umido, seguito da essiccazione a spruzzo parziale, stoccaggio in silos per consentirne l'omogeneizzazione, quindi la miscela viene pressata mediante presse idrauliche ad alta efficienza fino a pressioni specifiche superiori a 500 kg/cm2. L'alta pressione, insieme all'alta temperatura di cottura, superiore ai 1200° C, produce una superficie ceramica molto compatta e resistente, con un rapporto di assorbimento dell'acqua molto basso (inferiore allo 0,1%, conformemente allo standard UNI EN ISO 10545-3) e una resistenza meccanica estremamente alta (valore medio superiore a 50 N/mm2, conformemente allo standard UNI EN ISO 10545-4).

Grazie alla loro bassa porosità, queste piastrelle sono a prova di congelamento e classificate nel gruppo Bia GL in base allo standard europeo UNI EN 14411, che richiede un livello di assorbimento dell'acqua ≤ 0,5%.

Il modulo di rottura (MoR), conforme allo standard UNI EN ISO 10545-4, è di 50 N/mm2, contro un requisito minimo di 35 N/mm2. Le piastrelle porcellanate della RAK Ceramics sono disponibili in un'ampia gamma di forme, dimensioni e finiture.

CONSIGLI PER LA POSA

Anche se le nostre piastrelle di gres porcellanato possono essere posate mediante malte cementizie tradizionali, consigliamo gli adesivi moderni. Quando si posa su parete, si raccomanda il sistema di spargimento a due strati per bagnare perfettamente il retro della piastrella.

Immergere rapidamente in acqua ciascuna piastrella prima della posa servirà a rimuovere la polvere dal retro della piastrella al fine di una perfetta adesione; tuttavia, non bagnare le piastrelle quando si usano adesivi a base di resine acriliche o viniliche o adesivi a base di solventi organici a due componenti.

Quando si posa su pavimenti di ampie dimensioni è consigliabile incorporare idonei giunti di ritiro-flessione (giunti di movimento/espansione) che non devono essere distanziati più di 4-5 metri l'uno dall'altro negli ambienti interni o 3 metri lineari negli ambienti esterni. Prestare attenzione quando si usano stucchi molto colorati, poiché potrebbero lasciare sulla superficie delle piastrelle macchie che potrebbero risultare difficili da rimuovere in seguito.

CARREAUX EN GRÈS CÉRAME (BIA - GL) :

Les carreaux en grès cérame sont fabriqués à partir de matières premières pures sélectivement importées, mélangées à l'aide des techniques d'extraction et de tri des plus sophistiquées ; et leur fabrication nécessite un processus de production identique à celui des carreaux en monocuisson.

Les matières premières entament un processus de broyage humide suivi du séchage partiel par pulvérisation, du silotage pour assurer l'homogénéisation, puis le mélange est pressé grâce à des presses hydrauliques haute efficacité à une puissance de pressage spécifique de plus de 500 kg/cm2. Combinée à une température de cuisson élevée excédant 1200°C, la forte pression entraîne une surface céramique très compacte et solide à faible taux d'absorption d'eau (inférieur à 0,1% selon la norme UNI EN ISO 10545-3) et d'une résistance mécanique extrêmement élevée (valeur moyenne dépassant 50 N/mm2 selon la norme UNI EN ISO 10545-4).

Grâce à leur faible porosité, ces carreaux en grès cérame émaillés résistent au gel et sont classés dans le groupe Bia GL conformément à la norme européenne UNI EN 14411 exigeant un taux d'absorption d'eau ≤ 0,5%.

. Le module de rupture (MoR) conformément à la norme UNI EN ISO 10545-4 est de 50 N/mm2, alors que la valeur requise est de 35 N/mm2. Les carreaux en grès cérame émaillés de RAK Ceramics sont disponibles dans un large éventail de modèles, tailles et finitions.

RECOMMANDATIONS EN MATIÈRE DE POSE

Bien que nos carreaux en grès de cérame peuvent être posés à l'aide de mortiers de ciment traditionnels, nous recommandons l'utilisation de colles modernes. Lors de la pose sur des murs, le système d'épandage bi-couches est recommandé pour bien humidifier l'envers du carreau.

Pour une meilleure adhésion, il est possible de plonger de manière rapide chaque carreau dans l'eau avant la pose. Cependant, évitez de mouiller les carreaux en cas d'utilisation de colles à base de résine acrylique ou vinylque ou en cas d'utilisation de colle à base de solvant organique bi-composants.

Il est recommandé d'utiliser des joints de retrait-flexion (joints de mouvement/dilatation) lors de la pose sur des grandes surfaces : les joints ne doivent jamais être espacés l'un de l'autre de plus de 4 à 5 mètres linéaires à l'intérieur et de 3 mètres linéaires à l'extérieur. Faites preuve de prudence en cas d'utilisation de coulis colorés solides, lesquels peuvent laisser, sur la surface des carreaux, des taches qui peuvent être difficiles à éliminer plus tard.

Feinsteinzeug in a range of designs, sizes and finishes.

FEINSTEINZEUG (BIA - GL) :

Feinsteinzeug wird aus reinen, ausgewählten Rohstoffen hergestellt und mit modernsten Extraktionsverfahren und Sortiertechniken gemischt. Sie werden in einem ähnlichen Prozess wie die Einbrandfliesen hergestellt.

Die Rohmaterialien werden einem Nassmahlverfahren, gefolgt von teilweiser Sprühtrockung unterzogen und zur Homogenisierung in Silos gelagert. Danach wird die Mischung mit hocheffizienten hydraulischen Pressen bei spezifischen Drücken von bis zu mehr als 500 kg/cm2 gepresst. Durch den hohen Druck in Kombination mit der hohen Brenntemperatur von über 1200°C entsteht eine sehr kompakte und starke keramische Oberfläche mit einer sehr geringen Wasseraufnahme (weniger als 0,1% nach UNI EN ISO 10545-3) und extrem hoher mechanischer Beständigkeit (Mittelwert von mehr als 50 N/mm2 nach UNI EN ISO 10545-4).

Dank der geringen Porosität sind diese Fliesen frostsicher und entsprechend der europäischen Norm UNI EN 14411, die eine Wasseraufnahme von ≤ 0,5% fordert, als Bia GL-Klasse bewertet.

Die Biegefestigkeit gemäß UNI EN ISO 10545-4 beträgt 50 N/mm2, während der benötigte Wert 35 N/mm2 beträgt. Die Porzellanfliesen von RAK Ceramics sind in einer Vielzahl an Designs, Größen und Ausführungen erhältlich.

TIPPS ZUR VERLEGUNG

Obwohl unsere Feinsteinzeug mit herkömmlichen Zementmörtel verlegt werden kann empfehlen wir den Einsatz moderner Klebstoffe. Beim Verlegen auf Wänden wird zur perfekten Benetzung der Rückseite der Fliesen das Zweischicht-Streusystem empfohlen.

Durch ein schnelles Eintauchen der Fliese in Wasser direkt vor dem Auslegen wird der Staub auf der Rückseite dieser entfernt und eine perfekte Haftung garantiert. Befeuchten Sie Fliesen allerdings nicht, wenn Sie Vinyl- oder Acrylharzklebstoffe oder Zweikomponentenkleber verwenden, die auf organischen Lösungsmitteln basieren.

Beim Verlegen großer Flächen wird empfohlen, geeignete Schrumpfgelenkfugen (Bewegungsfugen/Dehnfugen) zu verwenden, die nicht bei der Verlegung im Inneren nicht weiter als 4-5 Laufmeter und bei Verlegung im Äußeren nicht weiter als 3 Laufmeter von einander entfernt sein dürfen. Seien Sie bei der Verwendung von stark farbigem Mörtel vorsichtig, da dieser Flecken auf der Oberfläche der Fliese hinterlassen kann, die später schwierig zu entfernen sind.

PORCELÁNICO (BIA - GL) :

Los azulejos de porcelánico son elaborados utilizando material prima pura, importada selectivamente, mezclada utilizando las técnicas de extracción y clasificación más avanzadas; y son fabricados utilizando un proceso similar al utilizado con azulejos de cocción simple.

La materia prima pasa por un proceso de amolado húmedo, seguido por secado parcial con rociador, almacenamiento en silos para permitir la homogenización, y después la mezcla es prensada utilizando prensas hidráulicas de alta eficacia, que los lleva a presiones específicas de más de 500 kg/cm2. La alta presión combinada con una temperatura de cocción de más de 1200 °C resulta en una superficie cerámica altamente compacta y fuerte con poca absorción de agua (menor a 0.1% de acuerdo a la norma UNI EN ISO 10545-3) y resistencia mecánica extremadamente alta (el valor promedio sobrepasando 50 N/mm2 de acuerdo a la norma UNI EN ISO 10545-4).

Gracias a su baja porosidad, estos azulejos de porcelánico son a prueba de escarcha y calificados como pertenecientes a la clase Bia GL de acuerdo a la norma europea UNI EN 14411 la cual requiere absorción de agua ≤ 0.5%.

El módulo de ruptura (MoR) de acuerdo con UNI EN ISO 10545-4 es 50 N/mm2 mientras el valor requerido es de 35 N/mm2. Los azulejos de porcelánico esmaltado de RAK Ceramics están disponibles en una ancha gama de diseños, tamaños y acabados.

SUGERENCIAS PARA SU COLOCACION

Aunque nuestros azulejos de porcelánico pueden ser instalados utilizando morteros de cemento tradicionales, sugerimos utilizar adhesivos modernos. Al instalarlo en paredes, se recomienda el sistema de distribución de dos capas para humedecer perfectamente la parte posterior del azulejo.

El baño rápidamente cada azulejo en agua antes de la instalación eliminará cualquier cantidad de polvo de la parte trasera del azulejo para una adhesión perfecta; sin embargo, no moje los azulejos si está utilizando vinil, adhesivos de resina de acrílico o adhesivo con base de solvente orgánico de dos componentes.

Se recomienda siempre incorporar juntas de dilatación -contracción (juntas de movimiento y expansión) apropiadas al instalar sobre pisos extensos: las juntas nunca deben ser colocadas a más de 4 o 5 metros lineales de espacio entre ellas en el interior, y 3 metros lineales de espacio entre ellas en el exterior. Tenga cuidado al utilizar lechada de color ya que pueden dejar manchas sobre la superficie de los azulejos que pueden ser difíciles de eliminar después.

ПЛИТКА ИЗ КЕРАМИЧЕСКОГО ГРАНИТА БЕЛОЕ ТЕЛО

Плитка из керамического гранита белое тело изготавливается из чистого, отборного сырья с использованием самых современных технологий экстракции и сортировки; она производится в процессе, аналогичном процессу для плитки однократного обжига. Конечный продукт представляет собой высококачественную Плитка из керамического гранита белое тело , получаемую путем мокрого измельчения сырья с последующей частичной сушкой путем распыления, башенного хранения для гомогенизации свойств и прессования на высокоэффективных гидравлических прессах под давлением выше 500 кг/см2. Высокое давление в сочетании с высокой температурой обжига, превышающей 1200°С, создает чрезвычайно компактную и прочную керамическую поверхность с очень низким водопоглощением (менее 0,1% согласно UNI EN ISO 10545-3) и крайне высокой механической прочностью (среднее значение выше 50 Н/мм2 согласно UNI EN ISO 10545-4).

Благодаря низкой пористости эта плитка является морозостойкой и классифицируется как класс Bia GL согласно Европейскому стандарту UNI EN 14411 , требующему водопоглощения ≤ 0.5%.

Предел модуля излома в соответствии с UNI EN ISO 10545-4 составляет 50 Н/мм2, при требуемом значении 35 Н/мм2. Плитка из керамического гранита белое тело компании RAK Ceramics доступна в широком ассортименте дизайна, размеров и отделки.

СОВЕТ ПО УКЛАДКЕ

Хотя наша Плитка из керамического гранита белое тело может устанавливаться с использованием традиционных цементных растворов, мы рекомендуем использовать современные клеи. При установке на стену, для хорошего смачивания тыльной стороны плитки, мы рекомендуем использовать двухслойную систему нанесения клея. Быстрое погружение каждой плитки в воду перед установкой удаляет пыль с тыльной стороны плитки для лучшего приклеивания. Не смачивайте плитку перед укладкой при использовании клея на основе акриловой или виниловой смолы либо клея на основе двухкомпонентного органического растворителя. При укладке на большие площади рекомендуется применять усадочные швы (деформационные/компенсационные швы), расположенные на расстоянии не более 4-5 погонных метров друг от друга внутри помещений и 3 погонных метров друг от друга при укладке вне помещений. Будьте осторожны при использовании сильно окрашенных подливок, так как они могут оставлять пятна на поверхности плитки, которые может быть трудно удалить в последствии.

TECHNICAL CHARACTERISTICS - PORCELAIN TILES (BIA - GL)









CARATTERISTICHE TECNICHE - GRES PORCELLANATO (BIA - GL)

CARACTÉRISTIQUES TECHNIQUES - GRÈS CÉRAMÉ (BIA - GL)

TECHNISCHE EIGENSCHAFTEN - FEINSTEINZEUG (BIA - GL)

CARACTERÍSTICAS TÉCNICAS - GRES PORCELÁNICO (BIA - GL)

ТЕХНИЧЕСКИЕ ХАРАКТЕРИСТИКИ - ПЛИТКА ИЗ КЕРАМИЧЕСКОГО ГРАНИТА БЕЛОЕ ТЕЛО (BIA - GL)

	TEST DESCRIPTION DESCRIZIONE DEL TESTO DESCRIPTION D'ESSAI TESTBESCHREIBUNG DESCRIPCIÓN DE LA PRUEBA ОПИСАНИЕ ИСПЫТАНИЯ	STANDARD TEST METHOD MÉTODO DI PROVA MÉTHODE D'ESSAI STANDARD STANDARD-TESTMETHODE MÉTODO DE PRUEBA ESTÁNDAR СТАНДАРТНЫЙ ИСПЫТАТЕЛЬНЫЙ МЕТОД	INTERNATIONAL STANDARD ISO 13006 REQUISITI PREVISTI DALLA NORMA ISO 13006 NORME INTERNATIONALE ISO 13006 INTERNATIONALER STANDARD ISO 13006 NORMA INTERNACIONAL ISO 13006 МЕЖДУНАРОДНЫЙ СТАНДАРТ ISO 13006	RAK CERAMICS SPECIFICATIONS RAK CERAMICS - SPECIFICHE SPÉCIFICATIONS RAK CERAMICS RAK CERAMICS SPEZIFIKATIONEN RAK CERAMICS ESPECIFICACIONES СПЕЦИФИКАЦИИ RAK CERAMICS	
				(Rectified) (Rettificato) (Rectifié) (Berichtigt) (Rectificado) Ректифицированная	(Unrectified) (Non rettificato) (Non rectifié) (Unberichtigt) (No rectificado) Неректифицированная
	LENGTH & WIDTH LUNGHEZZA LARGHEZZA LONGUEUR & LARGEUR LÄNGE UND BREITE LONGITUD Y ANCHO ДЛИНА И ШИРИНА	BS EN ISO 10545-2	+/- 0.6%	+/- 0.1%	+/- 0.3%
	THICKNESS SPESSORE ÉPAISSEUR STÄRKE GROSOR ТОЛЩИНА	BS EN ISO 10545-2	+/- 5.0%	+/- 5.0%	+/- 5.0%
	RECTANGLE SQUARENESS ORTOGONALITÀ RETTANGOLARE RECTANGULAIRE ÉQUERRAGE RECHTECKIGEN RECHTWINKLIGKEIT CUADRATURA RECTANGULAR ПРЯМОУГОЛЬНОСТЬ	BS EN ISO 10545-2	+/- 0.6%	+/- 0.2%	+/- 0.4%
	STRAIGHTNESS OF SIDES RETTILINEITÀ DEI LATI RECTITUDE DES CÔTÉS GERADHEIT DER SEITEN RECTITUD DE LOS LADOS ПРЯМОЛИНЕЙНОСТЬ СТОРОН	BS EN ISO 10545-2	+/- 0.5%	+/- 0.2%	+/- 0.3%
	SURFACE FLATNESS PLANARITÀ DELLA SUPERFICIE PLANÉITÉ DE SURFACE OBERFLÄCHENEVENHEIT HORIZONTALIDAD DE LA SUPERFICIE ПЛОСКОСТЬ ПОВЕРХНОСТИ	BS EN ISO 10545-2	+/- 0.5%	+/- 0.3%	+/- 0.3%
	WATER ABSORPTION ASSORBIMENTO DELL'ACQUA ABSORPTION D'EAU WASSERABSCHEIDUNG ABSORCIÓN DE AGUA ВОДОПОГЛОЩЕНИЕ	BS EN ISO 10545-3	<= 0.5%	<= 0.4%	<= 0.4%
	MODULUS OF RUPTURE MODULO DI ROTTURA MODULE DE RUPTURE BIEGEFESTIGKEIT MÓDULO DE ROTURA ПРОЧНОСТЬ НА ИЗЛОМ	BS EN ISO 10545-4	>=35 N/MM2	>=40 N/MM2	>=40 N/MM2
	BREAKING STRENGTH RESISTENZA ALLA ROTTURA RÉSISTANCE À LA RUPTURE BRUCHSTÄRKE RESISTENCIA DE ROTURA ПРОЧНОСТЬ НА РАЗРЫВ	BS EN ISO 10545-4	>=1300N	>=1500N	>=1600N

Note : Shade variation across the batches is inherent to the manufacturing process and the pre-laying colour comparison is recommended.









Nota: Differenti lotti potrebbero essere soggetti a leggere variazioni di tonalità' dipendenti dai differenti processi di produzione. Si raccomanda sempre di confrontare i colori prima della posa.

Note: La variation de l'ombre à travers les lots est inhérente au processus de fabrication et la comparaison de couleur avant la pose est recommandée.

Hinweis: Durch den Herstellungsprozess kann es zu Farbabweichungen kommen. Es wird ein vorheriger Farbvergleich empfohlen.

Nota: La variación de tonalidad a través de los lotes es inherente al proceso de fabricación y es recomendable una comparación previa del color

Примечание: Производственному процессу свойственна вариация оттенков в зависимости от партии, в связи с чем перед укладкой рекомендуется провести цветовое сравнение.

	TEST DESCRIPTION DESCRIZIONE DEL TESTO DESCRIPTION D'ESSAI TESTBESCHREIBUNG DESCRIPCIÓN DE LA PRUEBA ОПИСАНИЕ ИСПЫТАНИЯ	STANDARD TEST METHOD MÉTODO DI PROVA MÉTHODE D'ESSAI STANDARD-TESTMETHODE MÉTODO DE PRUEBA ESTÁNDAR СТАНДАРТНЫЙ ИСПЫТАТЕЛЬНЫЙ МЕТОД	INTERNATIONAL STANDARD ISO 13006 REQUISITI PREVISTI DALLA NORMA ISO 13006 NORME INTERNATIONALE ISO 13006 INTERNATIONALER STANDARD ISO 13006 NORMA INTERNACIONAL ISO 13006 МЕЖДУНАРОДНЫЙ СТАНДАРТ ISO 13006	RAK CERAMICS SPECIFICATIONS RAK CERAMICS - SPECIFICHE SPÉCIFICATIONS RAK CERAMICS RAK CERAMICS SPEZIFIKATIONEN RAK CERAMICS ESPECIFICACIONES СПЕЦИФИКАЦИИ RAK CERAMICS	
				(Rectified) (Rettificato) (Rectifié) (Berichtigt) (Rectificado) Ректифицированная	(Unrectified) (Non rettificato) (Non rectifié) (Unberichtigt) (No rectificado) Неректифицированная
	RESISTANCE TO SURFACE ABRASION RESISTENZA ALL'ABRASIONE SUPERFICIALE RÉSISTANCE À L'ABRASION DE SURFACE RESISTENZ GEGEN OBERFLÄCHENABRIEB RESISTENCIA A LA ABRASIÓN SUPERFICIAL СТОЙКОСТЬ К ИСТИРАНИЮ ПОВЕРХНОСТИ	BS EN ISO 10545-6			
	LINEAR THERMAL EXPANSION DILATAZIONE TERMICA LINEARE DILATATION THERMIQUE LINÉAIRE LINEARE WÄRMEAUSSDEHNUNG EXPANSION TÉRMICA LINEAL ЛИНЕЙНОЕ ТЕРМИЧЕСКОЕ РАСШИРЕНИЕ	BS EN ISO 10545-8	<=7x10 ⁻⁶ /C°	<=7x10 ⁻⁶ /C°	<=7x10 ⁻⁶ /C°
	RESISTANCE TO THERMAL SHOCK RESISTENZA AGLI SHOCK TERMICI RÉSISTANCE AUX CHOCs THERMIQUES RESISTENZ GEGEN THERMALSCHOCK RESISTENCIA AL CHOQUE TÉRMICO СТОЙКОСТЬ К ТЕПЛОВОМУ УДАРУ	BS EN ISO 10545-9			
	CRAZING RESISTANCE RESISTENZA ALLA SCREPOLATURA RÉSISTANCE AUX CRAQUELURES SUPERFICIELLES HAARRISS-RESISTENZ RESISTENCIA AL AGRIETAMIENTO СТОЙКОСТЬ К КРАКЕЛЮРУ	BS EN ISO 10545-11			
	FROST RESISTANCE RESISTENZA AL GELO RÉSISTANCE AU GEL FROST-RESISTENZ RESISTENCIA A LA CONGELACIÓN МОРОЗОСТОЙКОСТЬ	BS EN ISO 10545-12			
	RESISTANCE TO CHEMICALS RESISTENZA AGLI AGENTI CHIMICI RÉSISTANCE AUX PRODUITS CHIMIQUES RESISTENZ GEGEN CHEMIKALIEN RESISTENCIA A LOS PRODUCTOS QUÍMICOS СТОЙКОСТЬ К ХИМИЧЕСКИМ ВЕЩЕСТВАМ	BS EN ISO 10545-13			
	RESISTANCE TO STAINS RESISTENZA ALLE MACCHIE RÉSISTANCE AUX TACHES RESISTENZ GEGEN FLECKEN RESISTENCIA A LAS MANCHAS СТОЙКОСТЬ К КРАСИТЕЛЯМ	BS EN ISO 10545-14			
	COLOUR RESISTANCE TO UV LIGHT RESISTENZA DEI COLORI ALLA LUCE UV RÉSISTANCE DES COULEURS À LA LUMIÈREUV FARBRESISTENZ GEGEN UV-LICHT RESISTENCIA DEL COLOR A LA LUZ UV ЦВЕТООСТОЙКОСТЬ К УФ СВЕТУ	DIN 51094			

MANUFACTURER TO STATE CLASS	STAIN REMOVED MIN. CLASS 4	STAIN REMOVED MIN. CLASS 4
CLASSE DI ABRASIONE LE FABRICANT DOIT INDICHER LA CLASSE HERSTELLER ZUR ANGABE DER KLASSE FABRICADO SEGÚN LO ESPECIFICADO ИЗГОТОВЛЕНО СОГЛАСНО КЛАССУ	RIMOZIONE DELLE MACCHIE MIN. CLASSE 4 ELIMINATION DES TACHES MIN. CLASSE 4 FLECKENENTFERNUNG MIN. KLASSE 4 MIN. REMOCIÓN DE MANCHAS, CLASE 4 ПЯТНО УДАЛЕНО МИН. КЛАСС 4	RIMOZIONE DELLE MACCHIE MIN. CLASSE 4 ELIMINATION DES TACHES MIN. CLASSE 4 FLECKENENTFERNUNG MIN. KLASSE 4 MIN. REMOCIÓN DE MANCHAS, CLASE 4 ПЯТНО УДАЛЕНО МИН. КЛАСС 4

MANUFACTURER TO STATE CLASS	STAIN REMOVED MIN. CLASS 4	STAIN REMOVED MIN. CLASS 4
CLASSE DI ABRASIONE LE FABRICANT DOIT INDICHER LA CLASSE HERSTELLER ZUR ANGABE DER KLASSE FABRICADO SEGÚN LO ESPECIFICADO ИЗГОТОВЛЕНО СОГЛАСНО КЛАССУ	RIMOZIONE DELLE MACCHIE MIN. CLASSE 4 ELIMINATION DES TACHES MIN. CLASSE 4 FLECKENENTFERNUNG MIN. KLASSE 4 MIN. REMOCIÓN DE MANCHAS, CLASE 4 ПЯТНО УДАЛЕНО МИН. КЛАСС 4	RIMOZIONE DELLE MACCHIE MIN. CLASSE 4 ELIMINATION DES TACHES MIN. CLASSE 4 FLECKENENTFERNUNG MIN. KLASSE 4 MIN. REMOCIÓN DE MANCHAS, CLASE 4 ПЯТНО УДАЛЕНО МИН. КЛАСС 4

MANUFACTURER TO STATE CLASS	STAIN REMOVED MIN. CLASS 4	STAIN REMOVED MIN. CLASS 4
CLASSE DI ABRASIONE LE FABRICANT DOIT INDICHER LA CLASSE HERSTELLER ZUR ANGABE DER KLASSE FABRICADO SEGÚN LO ESPECIFICADO ИЗГОТОВЛЕНО СОГЛАСНО КЛАССУ	RIMOZIONE DELLE MACCHIE MIN. CLASSE 4 ELIMINATION DES TACHES MIN. CLASSE 4 FLECKENENTFERNUNG MIN. KLASSE 4 MIN. REMOCIÓN DE MANCHAS, CLASE 4 ПЯТНО УДАЛЕНО МИН. КЛАСС 4	RIMOZIONE DELLE MACCHIE MIN. CLASSE 4 ELIMINATION DES TACHES MIN. CLASSE 4 FLECKENENTFERNUNG MIN. KLASSE 4 MIN. REMOCIÓN DE MANCHAS, CLASE 4 ПЯТНО УДАЛЕНО МИН. КЛАСС 4

MAINTENANCE AND CLEANING OF TILES

MANUTENZIONE E PULIZIA DELLE PIASTRELLE | ENTRETIEN ET NETTOYAGE DES CARREAUX | PFLEGE UND REINIGUNG VON FLIESEN | MANTENIMIENTO Y LIMPIEZA DE AZULEJOS | ОБСЛУЖИВАНИЕ И ЧИСТКА ПЛИТКИ

Maintenance of ceramic and porcelain tiles on dry surfaces is relatively easy. RAK Ceramics tiles are highly scratch and stain resistant.

- By regularly sweeping the floor, you can help avoid scratches that small pebbles or sand can create.
- Make it a habit to always wipe the soles of your shoes on a mat before entering the house. Thoroughly wipe up any spills using plain warm water.
- While they are not likely to stain your ceramic tiles, spills may stain the grout between the tiles and if they are left to sit for too long, may also stain the actual tiles.
- Plain water is the ideal cleaner because it leaves no residue if you dry the surface of the tiles thoroughly after cleaning.
- If tiles are left wet after cleaning, there may be some unsightly mineral residue after the water dries, but this can easily be removed by spot cleaning.
- If stains resist cleaning with water alone, you can use a mild acidic solution, such as white vinegar. Use it highly diluted and rinse with plain water then dry.
- As food stains are acidic in nature, try using a mild alkaline solution.
- Use common detergents sparingly, rinse with plain water and dry thoroughly.

La manutenzione delle piastrelle ceramiche e porcellanate su superfici asciutte è relativamente semplice. Le piastrelle RAK Ceramics sono altamente resistenti ai graffi e alle macchie.

- Spazzando regolarmente il pavimento si contribuisce ad evitare eventuali graffi che possono essere causati da sabbia o pietrisco.
- Prendere l'abitudine di pulire la suola delle scarpe su uno zerbino prima di entrare in casa. Eliminare accuratamente ogni eventuale liquido versato mediante acqua naturale calda.
- Anche se è improbabile che macchino le piastrelle, eventuali liquidi versati possono macchiare lo stucco tra le piastrelle e se li si lascia agire troppo a lungo possono anche macchiare le piastrelle vere e proprie.
- L'acqua naturale è il detergente ideale perché non lascia residui se si asciuga attentamente la superficie delle piastrelle dopo la pulizia.
- Se le piastrelle vengono lasciate bagnate dopo la pulizia, quando l'acqua asciuga potrebbero verificarsi residui antiestetici, ma questi possono essere facilmente rimossi.
- Se in seguito alla pulizia con acqua naturale restano delle macchie, è possibile utilizzare una soluzione blandamente acida, come l'aceto bianco. Usarlo in forma diluita e sciacquare con acqua naturale, quindi asciugare.
- Poiché le macchie alimentari sono naturalmente acide, provare usando una soluzione leggermente alcalina.
- Usare i comuni detergenti con parsimonia, sciacquare con acqua naturale e asciugare con cura.

L'entretien des carreaux de céramique et de porcelaine sur des surfaces sèches est relativement facile. Les carreaux de RAK Ceramics ont une résistance remarquable aux rayures et aux taches.

- Le balayage régulier du sol permet d'éviter les éraflures que peuvent laisser les petits cailloux ou le sable.
- Prenez l'habitude de toujours nettoyer les semelles de vos chaussures sur un paillason avant d'entrer dans la maison. Nettoyez soigneusement les déversements à l'aide d'eau ordinaire tiède.
- Bien qu'ils ne puissent pas tacher vos carreaux de céramique, les déversements peuvent teindre le coulis entre les carreaux. Par ailleurs, s'ils sont laissés pendant de longues durées, ces déversements peuvent également teindre les carreaux actuels.
- L'eau ordinaire est le nettoyant idéal car elle ne laisse aucun résidu lorsque vous séchez correctement la surface des carreaux après le nettoyage.
- Si les carreaux sont laissés humides après leur nettoyage, de résidus minéraux inesthétiques peuvent être notés après que l'eau ait séché, mais cela peut être facilement enlevé par un détachant.
- Si la tache résiste au nettoyage à l'eau, vous pouvez utiliser une solution acide douce comme le vinaigre blanc. Utilisez-le à l'état très dilué et rincez avec de l'eau ordinaire, puis séchez.
- Étant donné que les taches d'aliments sont de nature acides, essayez d'utiliser une solution alcaline douce.
- Utilisez des détergents usuels de manière modérée, rincez avec de l'eau ordinaire et séchez soigneusement.

188

Die Pflege von Keramik- und Feinsteinzeugfliesen auf trockenen Oberflächen ist relativ einfach. Die Fliesen von RAK Ceramics sind extrem widerstandsfähig gegen Kratzer und Schmutz.

- Durch regelmäßiges Fegen des Bodens können Kratzer vermieden werden, die durch kleine Steine oder Sand entstehen.
- Wischen Sie sich vor dem Betreten des Hauses die Schuhsohlen ab. Wischen Sie Verschüttetes gründlich mit warmem Wasser auf.
- Verschüttetes wird Ihre Fliesen nicht verfärben, kann jedoch in die Fugenmasse eintreten und diese kann dann, sollte das Verschüttete nicht aufgewischt werden, tatsächlich ihre Fliesen verfärben.
- Der ideale Reiniger ist einfaches Wasser, da es keine Rückstände auf der Oberfläche hinterlässt, wenn Sie die Fliesen nach Reinigung gründlich trocknen.
- Wenn Sie Fliesen nach dem Reinigen nicht trocknen können nach dem Abtrocknen des Wassers unschöne Rückstände von Mineralien bleiben. Diese können allerdings durch gründliche Reinigung entfernt werden.
- Sollten nach der Reinigung mit Wasser Flecken vorhanden sein, verwenden Sie eine milde, saure Lösung, z. B. mit weißem Essig. Verwenden Sie diese stark verdünnt, dann mit normalem Wasser gründlich abspülen und trocknen.
- Da Lebensmittelflecken von Natur aus sauer sind, versuchen Sie eine milde alkalische Lösung.
- Verwenden Sie ein wenig normales Reinigungsmittel, normales Wasser, und trocknen Sie die Oberfläche gründlich.


El mantenimiento de azulejos de cerámica y porcelana en superficies secas es relativamente fácil. Los azulejos de RAK Ceramics son altamente resistentes a rayones y manchas.


- Al barrer regularmente el piso, puede ayudar a evitar rayones que piedras pequeñas o arena pueden crear.
- Haga de limpiar las suelas de sus zapatos en una alfombra antes de entrar a la casa un hábito. Limpie minuciosamente cualquier derrame utilizando agua tibia.
- Aunque no es probable que manchen sus azulejos de cerámica, los derrames pueden manchar la lechada que se encuentra entre los azulejos y si se deja reposar por mucho tiempo, también puede manchar los azulejos mismos.
- El agua simple es el limpiador ideal porque no deja residuos si seca la superficie de los azulejos cuidadosamente después de limpiar.
- Si los azulejos se dejan mojados después de limpiarlos, puede que queden residuos minerales difíciles de ver a simple vista después de que se seque el agua; estos pueden ser fácilmente eliminados con limpieza de rutina.
- Si alguna mancha se resiste a la limpieza solo con agua, puede utilizar una solución ácida suave, como el vinagre blanco. Utilícelo bien diluido, lave con agua y séquelo al final.
- Debido a que las manchas de comida son naturalmente ácidas, intente utilizando una solución alcalina suave.
- Utilice detergentes comunes de vez en cuando, lave con agua y seque minuciosamente.





Обслуживание керамической плитки и керамического гранита на сухих поверхностях относительно простое. Плитка компании RAK Ceramics чрезвычайно стойка к механическим повреждениям и загрязнению.

- Регулярно подметая пол, вы помогаете избежать царапин, создаваемых мелким щебнем или песком.
- Сделайте привычкой всегда вытирать подошвы обуви о коврик перед входом в дом. Тщательно вытирайте любые разливы чистой теплой водой.
- Разливы вряд ли окрасят керамическую плитку, но могут окрасить раствор между плитками, а если вовремя не удалить разливы и оставить надолго, то могут окрасить саму плитку.
- Чистая вода — идеальное моющее средство, так как она не оставляет следов, если вы тщательно высушиваете поверхность после чистки.
- Если плитку после чистки оставить влажной, то на ней может остаться минеральный осадок, который, однако, легко удаляется пятновыводителем.
- Если пятна не удаляются водой, можно использовать мягкий кислотный раствор, такой как уксус. Используйте его сильно разбавленным, смывайте чистой водой и просушивайте.
- Так как пятна от пищи кислотны по своей природе, старайтесь использовать мягкий щелочной раствор.
- Экономно используйте общепринятые моющие средства, смывайте чистой водой и тщательно высушивайте.

R RATING TABLE

COLLECTIONS COLLEZIONI COLLECTIONS KOLLEKTIONEN COLECCIONES КОЛЛЕКЦИИ	TYPOLOGY TIPOLOGIA TYPOLOGIE TYPOLOGIE TIPOLOGIA ТИПОЛОГИЯ	COLOURS COLORI COULEURS FARBEN COLORES ЦВЕТА	R N	R 
CAPITAL WOOD	PORCELAIN TILES GRES PORCELLANATO GRÉS CÉRAMÉ FEINSTEINZEUG PORCELÁNICO КЕРАМИЧЕСКИЙ ГРАНИТ	WHITE LACQUER DECOR	R10	-
		GREY	R10	-
		NATURAL OAK	R10	-
		HONEY OAK	R10	-
		BARREL OAK	R10	-
CIRCLE WOOD	PORCELAIN TILES GRES PORCELLANATO GRÉS CÉRAMÉ FEINSTEINZEUG PORCELÁNICO КЕРАМИЧЕСКИЙ ГРАНИТ	GREY	R10	-
		IVORY	R10	-
		GREIGE	R10	-
		WOOD NUT	R10	-
		BEIGE	R10	-
DESIGN CONCRETE	PORCELAIN TILES GRES PORCELLANATO GRÉS CÉRAMÉ FEINSTEINZEUG PORCELÁNICO КЕРАМИЧЕСКИЙ ГРАНИТ	WHITE	R10	-
		LIGHT GREY	R10	R11
		GREY	R10	-
		DARK GREY	R10	R11
		ANTHRACITE	R10	-
		IVORY	R10	R11
		SAND	R10	-
		NUT	R10	R11
HARD WOOD	PORCELAIN TILES GRES PORCELLANATO GRÉS CÉRAMÉ FEINSTEINZEUG PORCELÁNICO КЕРАМИЧЕСКИЙ ГРАНИТ	CLAY	R10	-
		IVORY	R10	R11
		BEIGE	R10	R11
		RED	R10	R11
		BROWN	R10	R11
M-PROJECT STUCCO	PORCELAIN TILES GRES PORCELLANATO GRÉS CÉRAMÉ FEINSTEINZEUG PORCELÁNICO КЕРАМИЧЕСКИЙ ГРАНИТ	MUD	R10	R11
		LIGHT GREY	R9	-
		GREY	R9	-
		DARK GREY	R9	-
		BEIGE	R9	-
		BROWN	R9	-
M-PROJECT SPATOLATO	PORCELAIN TILES GRES PORCELLANATO GRÉS CÉRAMÉ FEINSTEINZEUG PORCELÁNICO КЕРАМИЧЕСКИЙ ГРАНИТ	DARK BROWN	R9	-
		LIGHT GREY	R10	-
		GREY	R10	-
		DARK GREY	R10	-
		BEIGE	R10	-
		BROWN	R10	-
		DARK BROWN	R10	-

COLLECTIONS COLLEZIONI COLLECTIONS KOLLEKTIONEN COLECCIONES КОЛЛЕКЦИИ	TYPOLOGY TIPOLOGIA TYPOLOGIE TYPOLOGIE TIPOLOGIA ТИПОЛОГИЯ	COLOURS COLORI COULEURS FARBEN COLORES ЦВЕТА	R N	R 
M-PROJECT WOOD	PORCELAIN TILES GRES PORCELLANATO GRÉS CÉRAMÉ FEINSTEINZEUG PORCELÁNICO КЕРАМИЧЕСКИЙ ГРАНИТ	LIGHT GREY	R10	-
		GREY	R10	-
		DARK GREY	R10	-
		BEIGE	R10	-
		BROWN	R10	-
M-PROJECT CHEVRON	PORCELAIN TILES GRES PORCELLANATO GRÉS CÉRAMÉ FEINSTEINZEUG PORCELÁNICO КЕРАМИЧЕСКИЙ ГРАНИТ	DARK BROWN	R10	-
		LIGHT GREY	R10	-
		GREY	R10	-
		DARK GREY	R10	-
		BEIGE	R10	-
SHINE STONE	PORCELAIN TILES GRES PORCELLANATO GRÉS CÉRAMÉ FEINSTEINZEUG PORCELÁNICO КЕРАМИЧЕСКИЙ ГРАНИТ	BROWN	R10	-
		WHITE	R10	R11
		GREY	R10	R11
		DARK GREY	R10	R11
		BLACK	R10	R11
		IVORY	R10	R11
		BEIGE	R10	R11
DARK BEIGE	R10	R11		

		LS 	S 	LS 	
REVIVE CONCRETE	ACTIVE WHITE	R9	R9	R10	R11
	CONCRETE GREY	R9	R9	R10	R11
	GRAPHITE GREY	R9	R9	R10	R11
	PITCH BLACK	R9	R9	R10	R11
	CLOUD GREY	R9	R9	R10	R11
	SUMMER SAND	R9	R9	R10	R11
BLADE BEIGE	R9	R9	R10	R11	

CONTACTS :

**RAK Ceramics Corporate
Headquarters PJSC**

P.O. Box 4714, Ras Al Khaimah, United Arab Emirates (U.A.E.)
Tel. +971 7 2467000, Fax. +971 7 2445270 Email: info@rakceramics.com

**RAK Ceramics Distribution
Europe S.r.l.**

RAK Ceramics Distribution Europe srl, Via Ferrari Carazzoli 21, 41042 Fiorano Modenese (MO) - Italy
Tel. +39 0536 1888600, Fax. +39 0536 913920 +39 0536 913955

RAK Ceramics GmbH

RAK Ceramics GmbH, Hanauer Landstraße 184, D-60314 Frankfurt am Main, Germany
Tel. +49 69 66773655 0, Fax. +49 69 66773655 130

RAK Ceramics UK Ltd

RAK Ceramics UK Ltd, Bradford House, Frenchmans Road, Petersfield, Hampshire, GU32 3AW, England
Tel. +44 1730 237850, Fax. +44 1730 263210

RAK
CERAMICS